



SIFL/SECT/KJ/13-14/236

January 06, 2014

The Secretary  
**The Calcutta Stock Exchange Limited**  
7 Lyons Range  
Kolkata - 700 001  
Fax: 033-2210 4500/4491; 2230 3020  
**CSE Scrip Code: 29051**

Dear Sir,

**Sub: Distribution of Shareholding for the Quarter ended on 31st December, 2013**

Pursuant to Clause 35 of the Listing Agreement, please find enclosed herewith the shareholding pattern of the Company for the Quarter ended on 31st December, 2013 in the prescribed format. The same is also being posted on the Company's website [www.srei.com](http://www.srei.com).

Thanking you.

Yours faithfully,  
For Srei Infrastructure Finance Limited

**Sandeep Lakhota**  
Company Secretary

Encl.: as above

cc : The Secretary

- 1. BSE Limited**  
Phiroze Jeejeebhoy Towers  
Dalal Street, Mumbai - 400 001  
Fax: 022-2272 2037/2039/2041/3121  
**BSE Scrip Code: 523756**
- 2. National Stock Exchange of India Limited**  
Exchange Plaza, 5th Floor, Plot no. C/1, G Block  
Bandra-Kurla Complex, Bandra (E)  
Mumbai - 400 051  
Fax: 022-2659 8237/38; 2659 8347/48  
**NSE Symbol: SREINFRA**

**Srei Infrastructure Finance Limited**

Registered Office : 'Vishwakarma' 86C, Topsia Road (South), Kolkata - 700 046  
Tel.: +91 33 22850112-15, 61607734 Fax: +91 33 2285 7542/8501  
Email: [corporate@srei.com](mailto:corporate@srei.com) Website: [www.srei.com](http://www.srei.com)


## (I)(a) Statement showing Shareholding Pattern

Name of the Company:		SREI INFRASTRUCTURE FINANCE LIMITED					
Scrip Code:	BSE	523756	Name of the scrip:	BSE	SREINFRA		
	NSE	-		NSE	SREINFRA		
	CSE	29051		CSE	SREINFRA		
Class of security:		Equity		Quarter ended:		31.12.2013	
Partly paid-up shares	No. of partly paid-up shares	As a % of total no. of partly paid-up shares		As a % of total no. of shares of the company			
Held by promoter/promoter group	Nil	Nil		Nil			
Held by public	Nil	Nil		Nil			
<b>Total</b>	<b>Nil</b>	<b>Nil</b>		<b>Nil</b>			
Outstanding convertible securities	No. of outstanding securities	As a % of total no. of outstanding convertible securities		As a % of total no. of shares of the company, assuming full conversion of the convertible securities			
Held by promoter/promoter group	Nil	Nil		Nil			
Held by public	Nil	Nil		Nil			
<b>Total</b>	<b>Nil</b>	<b>Nil</b>		<b>Nil</b>			
Warrants	No. of warrants	As a % of total no. of warrants		As a % of total no. of shares of the company, assuming full conversion of warrants			
Held by promoter/promoter group	Nil	Nil		Nil			
Held by public	Nil	Nil		Nil			
<b>Total</b>	<b>Nil</b>	<b>Nil</b>		<b>Nil</b>			
Total paid-up capital of the company, assuming full conversion of warrants and convertible securities		503086333 Equity shares of Rs. 10/- each					

Category Code	Category of Shareholder	Number of Shareholders	Total number of shares	Number of shares held in dematerialized form	Total shareholding as a percentage of total number of shares		Shares Pledged or otherwise encumbered	
					As a percentage of (A+B)	As a percentage of (A+B+C)	Number of shares	As a percentage (IX)= (VIII)/(IV)*100
(I)	(II)	(III)	(IV)	(V)	(VI)	(VII)	(VIII)	(IX)
(A)	Shareholding of Promoter and Promoter Group							
(1)	Indian							
(a)	Individuals/ Hindu Undivided Family	2	2182714	2182714	0.43	0.43	0	0.00
(b)	Central Government/ State Government(s)	0	0	0	0.00	0.00	0	0.00
(c)	Bodies Corporate	4	243181250	243181250	48.34	48.34	101158543	41.60
(d)	Financial Institutions/ Banks	0	0	0	0.00	0.00	0	0.00
(e)	Any Other (specify)	0	0	0	0.00	0.00	0	0.00
	<b>Sub-Total (A)(1)</b>	<b>6</b>	<b>245363964</b>	<b>245363964</b>	<b>48.77</b>	<b>48.77</b>	<b>101158543</b>	<b>41.23</b>




Category Code	Category of Shareholder	Number of Shareholders	Total number of shares	Number of shares held in dematerialized form	Total shareholding as a percentage of total number of shares		Shares Pledged or otherwise encumbered	
					As a percentage of (A+B)	As a percentage of (A+B+C)	Number of shares	As a percentage (IX)= (VIII)/(IV)*100
(I)	(II)	(III)	(IV)	(V)	(VI)	(VII)	(VIII)	(IX)
(2)	<b>Foreign</b>							
(a)	Individuals (Non-Resident Individuals/ Foreign individuals)	0	0	0	0.00	0.00	0	0.00
(b)	Bodies Corporate	0	0	0	0.00	0.00	0	0.00
(c)	Institutions	0	0	0	0.00	0.00	0	0.00
(d)	Qualified Foreign Investor	0	0	0	0.00	0.00	0	0.00
(e)	Any Other (specify)	0	0	0	0.00	0.00	0	0.00
	<b>Sub-Total (A)(2)</b>	<b>0</b>	<b>0</b>	<b>0</b>	<b>0.00</b>	<b>0.00</b>	<b>0</b>	<b>0.00</b>
<b>A</b>	<b>Total Shareholding of Promoter and Promoter Group (A)=(A)(1)+(A)(2)</b>	<b>6</b>	<b>245363964</b>	<b>245363964</b>	<b>48.77</b>	<b>48.77</b>	<b>101158543</b>	<b>41.23</b>
(B)	<b>Public Shareholding</b>						<b>N.A</b>	<b>N.A</b>
(1)	<b>Institutions</b>						<b>N.A</b>	<b>N.A</b>
(a)	Mutual Funds/UTI	2	16120	0	0.00	0.00		
(b)	Financial Institutions/ Banks	3	158189	158189	0.03	0.03		
(c)	Central Government/ State Government(s)	0	0	0	0.00	0.00		
(d)	Venture Capital Funds	0	0	0	0.00	0.00		
(e)	Insurance Companies	0	0	0	0.00	0.00		
(f)	Foreign Institutional Investors	44	58451147	58271147	11.62	11.62		
(g)	Foreign Venture Capital Investors	0	0	0	0.00	0.00		
(h)	Qualified Foreign Investor	0	0	0	0.00	0.00		
(i)	Any Other (specify)	0	0	0	0.00	0.00		
	<b>Sub-Total (B)(1)</b>	<b>49</b>	<b>58625456</b>	<b>58429336</b>	<b>11.65</b>	<b>11.65</b>		



Category Code	Category of Shareholder	Number of Shareholders	Total number of shares	Number of shares held in dematerialized form	Total shareholding as a percentage of total number of shares		Shares Pledged or otherwise encumbered	
					As a percentage of (A+B)	As a percentage of (A+B+C)	Number of shares	As a percentage (IX)= (VIII)/(IV)*100
(I)	(II)	(III)	(IV)	(V)	(VI)	(VII)	(VIII)	(IX)
<b>(B) (2)</b>	<b>Non-institutions</b>						N.A	N.A
(a)	Bodies Corporate	1214	25573243	25465964	5.08	5.08		
(b)	Individuals -							
I	i. Individual shareholders holding nominal share capital up to Rs. 1 lakh	57685	31774553	30596653	6.32	6.32		
II	ii. Individual shareholders holding nominal share capital in excess of Rs. 1 lakh	518	79563343	79541708	15.82	15.82		
(c)	Qualified Foreign Investor	0	0	0	0.00	0.00		
(d)	Any Other (specify)							
(d-i)	Clearing Member	178	462222	462222	0.09	0.09		
(d-ii)	Foreign Company	1	1735717	0	0.35	0.35		
(d-iii)	Non Resident Individual	769	1946560	1930203	0.39	0.39		
(d-iv)	Trusts	5	58019675	58019675	11.53	11.53		
	<b>Sub-Total (B)(2)</b>	<b>60370</b>	<b>199075313</b>	<b>196016425</b>	<b>39.57</b>	<b>39.57</b>		
<b>B</b>	<b>Total Public Shareholding (B)=(B)(1)+(B)(2)</b>	<b>60419</b>	<b>257700769</b>	<b>254445761</b>	<b>51.23</b>	<b>51.22</b>	<b>N.A</b>	<b>N.A</b>
	<b>TOTAL (A)+(B)</b>	<b>60425</b>	<b>503064733</b>	<b>499809725</b>	<b>100.00</b>	<b>100.00</b>	<b>101158543</b>	<b>20.11</b>
<b>(C)</b>	<b>Shares held by Custodians and against which Depository Receipts have been issued</b>							
							N.A	N.A
(1)	Promoter and Promoter Group	0	0	0		0.00		
(2)	Public	1	21600	21600		0.00		
	<b>Sub-Total ( C )</b>	<b>1</b>	<b>21600</b>	<b>21600</b>		<b>0.00</b>		
	<b>GRAND TOTAL (A)+(B)+(C)</b>	<b>60426</b>	<b>503086333</b>	<b>499831325</b>	<b>N.A</b>	<b>100.00</b>	<b>101158543</b>	<b>20.11</b>

N.A. - Not Applicable




## (I)(b) Statement showing holding of securities (including shares, warrants, convertible securities) of persons belonging to the category "Promoter and Promoter Group"

Sr. No.	Name of the Shareholder	Details of shares held		Encumbered Shares (*)			Details of warrants		Details of convertible securities		Total shares (including underlying shares assuming full conversion of warrants and convertible securities) as a % of diluted share capital
		No. of shares held	As a % of grand total (A)+(B)+(C)	No.	As a percentage	As a % of grand total (A)+(B)+(C) of sub-clause (I)(a)	Number of warrants held	As a % total number of warrants of the same class	Number of convertible securities held	As a % total number of convertible securities of the same class	
(I)	(II)	(III)	(IV)	(V)	(VI)=(V)/(III)* 100	(VII)	(VIII)	(IX)	(X)	(XI)	(XII)
1	HEMANT KANORIA	380000	0.08	0	0.00	0.00	0	0.00	0	0.00	0.08
2	SUNIL KANORIA	1802714	0.36	0	0.00	0.00	0	0.00	0	0.00	0.36
3	ADISRI INVESTMENT PRIVATE LIMITED	86702840	17.23	38992840	44.97	7.75	0	0.00	0	0.00	17.23
4	BHARAT CONNECT PRIVATE LIMITED (#)	115589420	22.98	21460000	18.57	4.27	0	0.00	0	0.00	22.98
5	ADHYATMA COMMERCIAL PRIVATE LIMITED	40888990	8.13	40705703	99.55	8.09	0	0.00	0	0.00	8.13
<b>TOTAL</b>		<b>245363964</b>	<b>48.77</b>	<b>101158543</b>	<b>41.23</b>	<b>20.11</b>	<b>0</b>	<b>0.00</b>	<b>0</b>	<b>0.00</b>	<b>48.77</b>

(\*) The term "encumbrance" has the same meaning as assigned to it in Regulations 28 (3) of the SAST Regulations, 2011

#)Two (2) Demat Accounts



(I)(c)(i) Statement showing holding of securities (including shares, warrants, convertible securities) of persons belonging to the category "Public" and holding more than 1% of the total number of shares

Sr. No.	Name of the Shareholder	Number of shares held	Shares as percentage of total number of shares {i.e., Grand Total (A)+(B)+(C) indicated in statement at para (I) (a) above}	Details of warrants		Details of convertible securities		Total shares (including underlying shares assuming full conversion of warrants and convertible securities) as % of diluted shares capital
				Number of warrants held	As a % total number of warrants of the same class	Number of convertible securities held	% w.r.t. total number of convertible securities of the same class	
1	OPULENT VENTURE CAPITAL TRUST	57974595	11.52	0	0.00	0	0.00	11.52
2	SALIL KUMAR GUPTA JH-1: SRINIVASACHARI RAJAGOPAL (TRUSTEE OF SREI GROWTH TRUST)	48600000	9.66	0	0.00	0	0.00	9.66
3	FIDELITY INVESTMENT TRUST FIDELITY SERIES EMERGING MARKETS FUND	47337677	9.41	0	0.00	0	0.00	9.41
4	MILAN COMMERCIAL PRIVATE LIMITED	9714286	1.93	0	0.00	0	0.00	1.93
5	SUBRATA GHOSH (TRUSTEE OF SHRESTHA TRUST)	8244986	1.64	0	0.00	0	0.00	1.64
<b>TOTAL</b>		<b>171871544</b>	<b>34.16</b>	<b>0</b>	<b>0.00</b>	<b>0</b>	<b>0.00</b>	<b>34.16</b>


(I)(c)(ii) Statement showing holding of securities (including shares, warrants, convertible securities) of persons (together with PAC) belonging to the category "Public" and holding more than 5% of the total number of shares of the Company

Sr. No.	Name(s) of the Shareholder(s) and the Persons Acting in Concert (PAC) with them	Number of shares	Shares as percentage of total number of shares {i.e., Grand Total (A)+(B)+(C) indicated in statement at para (I) (a) above}	Details of warrants		Details of convertible securities		Total shares (including underlying shares assuming full conversion of warrants and convertible securities) as % of diluted shares capital
				Number of warrants	As a % total number of warrants of the same class	Number of convertible securities held	% w.r.t. total number of convertible securities of the same class	
1	OPULENT VENTURE CAPITAL TRUST	57974595	11.52	0	0.00	0	0.00	11.52
2	SALIL KUMAR GUPTA JH-1: SRINIVASACHARI RAJAGOPAL (TRUSTEE OF SREI GROWTH TRUST)	48600000	9.66	0	0.00	0	0.00	9.66
3	FIDELITY INVESTMENT TRUST FIDELITY SERIES EMERGING MARKETS FUND	47337677	9.41	0	0.00	0	0.00	9.41
<b>TOTAL</b>		<b>153912272</b>	<b>30.59</b>	<b>0</b>	<b>0.00</b>	<b>0</b>	<b>0.00</b>	<b>30.59</b>



(I)(d) **Statement showing details of locked-in shares**

Sr. No.	Name of the shareholder	Number of locked-in shares	Locked-in Shares as a percentage of total number of shares {i.e., Grand Total (A)+(B)+(C) indicated in Statement at para (I)(a) above}	Promoter / Promoter Group/ Public
1	Nil	0	0.00	Nil
<b>TOTAL</b>		0	0.00	



(II)(a) Statement showing details of Depository Receipts (DRs)

Sr. No.	Type of outstanding DR (ADRs, GDRs, SDRs, etc.)	Number of outstanding DRs	Number of shares underlying outstanding DRs	Shares underlying outstanding DRs as a percentage of total number of shares (i.e., Grand Total (A)+(B)+(C) indicated in Statement at para (I)(a) above}
1	Global Depository Receipts (GDRs)	5400	21600	0.00
	<b>TOTAL</b>	<b>5400</b>	<b>21600</b>	<b>0.00</b>

(II)(b) Statement showing holding of Depository Receipts (DRs), where underlying shares held by 'promoter/promoter group' are in excess of 1% of the total number of shares

Sr. No.	Name of the DR Holder	Type of outstanding DR (ADRs, GDRs, SDRs, etc.)	Number of shares underlying outstanding DRs	Shares underlying outstanding DRs as a percentage of total number of shares (i.e., Grand Total (A)+(B)+(C) indicated in Statement at para (I)(a) above}
1	NIL	NIL	0	0.00
	<b>TOTAL</b>		<b>0</b>	<b>0.00</b>

