




(i)(a) Statement showing Shareholding pattern

|                      |     |                                     |  |                |            |
|----------------------|-----|-------------------------------------|--|----------------|------------|
| Name of the Company: |     | SREI INFRASTRUCTURE FINANCE LIMITED |  |                |            |
| Scrip Code:          | BSE | 523756                              |  | Quarter ended: | 30.06.2009 |
|                      | NSE | SREINTFIN                           |  |                |            |
|                      | CSE | 29051                               |  |                |            |


| Category Code | Category of Shareholder  | No. of Shareholders | Total number of shares | Number of shares held in dematerialized form | Total shareholding as a percentage of total number of shares |                            | Shares Pledged or otherwise encumbered |                          |
|---------------|--|---------------------|------------------------|--|--|----------------------------|--|--------------------------|
|               |  |                     |                        |  | As a percentage of (A+B)                                     | As a percentage of (A+B+C) | Number of shares                       | As a percentage          |
| (i)           | (ii)   | (iii)               | (iv)                   | (v)  | (vi)   | (vii)                      | (viii)                                 | (ix)=<br>(viii)/(iv)*100 |
| <b>(A)</b>    | <b>Shareholding of Promoter and Promoter Group</b>                         |                     |                        |  |  |                            |  |                          |
| <b>(1)</b>    | <b>Indian</b>  |                     |                        |  |  |                            |  |                          |
| (a)           | Individuals/ Hindu Undivided Family  | 1                   | 234296                 | 234296                                       | 0.20   | 0.20                       | 0                                      | 0.00                     |
| (b)           | Central Government/ State Government(s)                                    | 0                   | 0                      | 0  | 0.00   | 0.00                       | 0                                      | 0.00                     |
| (c)           | Bodies Corporate   | 3                   | 34637689               | 27437689                                     | 29.93  | 29.82                      | 0                                      | 0.00                     |
| (d)           | Financial Institutions/ Banks  | 0                   | 0                      | 0  | 0.00   | 0.00                       | 0                                      | 0.00                     |
| (e)           | Any other (specify)  | 0                   | 0                      | 0  | 0.00   | 0.00                       | 0                                      | 0.00                     |
|               | <b>Sub-Total (A)(1)</b>  | <b>4</b>            | <b>34871985</b>        | <b>27671985</b>                              | <b>30.14</b>   | <b>30.02</b>               | <b>0</b>                               | <b>0.00</b>              |
| <b>(2)</b>    | <b>Foreign</b>   |                     |                        |  |  |                            |  |                          |
| (a)           | Individuals (Non-Resident Individuals/ Foreign individuals)                | 0                   | 0                      | 0  | 0.00   | 0.00                       | 0                                      | 0.00                     |
| (b)           | Bodies Corporate   | 0                   | 0                      | 0  | 0.00   | 0.00                       | 0                                      | 0.00                     |
| (c)           | Institutions   | 0                   | 0                      | 0  | 0.00   | 0.00                       | 0                                      | 0.00                     |
| (d)           | Any other (specify)  | 0                   | 0                      | 0  | 0.00   | 0.00                       | 0                                      | 0.00                     |
|               | <b>Sub-Total (A)(2)</b>  | <b>0</b>            | <b>0</b>               | <b>0</b>                                     | <b>0.00</b>  | <b>0.00</b>                | <b>0</b>                               | <b>0.00</b>              |
|               | <b>Total Shareholding of Promoter and Promoter Group (A)=(A)(1)+(A)(2)</b> | <b>4</b>            | <b>34871985</b>        | <b>27671985</b>                              | <b>30.14</b>   | <b>30.02</b>               | <b>0</b>                               | <b>0.00</b>              |
| <b>(B)</b>    | <b>Public Shareholding</b>   |                     |                        |  |  |                            | <b>N.A.</b>                            | <b>N.A.</b>              |
| <b>(1)</b>    | <b>Institutions</b>  |                     |                        |  |  |                            | <b>N.A.</b>                            | <b>N.A.</b>              |
| (a)           | Mutual Funds/UTI   | 21                  | 15226239               | 15213239                                     | 13.16  | 13.11                      |  |                          |
| (b)           | Financial Institutions/ Banks  | 1                   | 4800                   | 4800   | 0.00   | 0.00                       |  |                          |
| (c)           | Central Government/ State Government(s)                                    | 0                   | 0                      | 0  | 0.00   | 0.00                       |  |                          |
| (d)           | Venture Capital Funds  | 0                   | 0                      | 0  | 0.00   | 0.00                       |  |                          |
| (e)           | Insurance Companies  | 0                   | 0                      | 0  | 0.00   | 0.00                       |  |                          |
| (f)           | Foreign Institutional Investors  |                     |                        |  |  |                            |  |                          |
|               |  | <b>42</b>           | <b>35519950</b>        | <b>35419950</b>                              | <b>30.70</b>   | <b>30.58</b>               |  |                          |



# SREI

| Category Code | Category of Shareholder   | No. of Shareholders | Total number of shares | Number of shares held in dematerialized form | Total shareholding as a percentage of total number of shares |                            | Shares Pledged or otherwise encumbered |                                       |
|---------------|---|---------------------|------------------------|--|--|----------------------------|--|---------------------------------------|
|               |   |                     |                        |  | As a percentage of (A+B)                                     | As a percentage of (A+B+C) | Number of shares                       | As a percentage (ix)= (viii)/(iv)*100 |
| (i)           | (ii)  | (iii)               | (iv)                   | (v)  | (vi)   | (vii)                      | (viii)                                 | (ix)                                  |
| (g)           | Foreign Venture Capital Investors   | 0                   | 0                      | 0  | 0.00   | 0.00                       |  |                                       |
| (h)           | Any other (specify)   | 0                   | 0                      | 0  | 0.00   | 0.00                       |  |                                       |
|               | <b>Sub-Total (B)(1)</b>   | <b>64</b>           | <b>50750989</b>        | <b>50637989</b>                              | <b>43.86</b>   | <b>43.70</b>               |  |                                       |
| <b>(2)</b>    | <b>Non-institutions</b>   |                     |                        |  |  |                            | <b>N.A.</b>                            | <b>N.A.</b>                           |
| (a)           | Bodies Corporate  | 1644                | 12370134               | 12309878                                     | 10.69  | 10.65                      |  |                                       |
| (b)           | Individuals -   |                     |                        |  |  |                            |  |                                       |
|               | i. Individual shareholders holding nominal share capital up to Rs. 1 lakh         | 37923               | 11033020               | 10258723                                     | 9.53   | 9.50                       |  |                                       |
|               | ii. Individual shareholders holding nominal share capital in excess of Rs. 1 lakh | 94                  | 5879515                | 5879515                                      | 5.08   | 5.06                       |  |                                       |
| (c)           | Any other (specify) Non Resident Individual                                       | 514                 | 806203                 | 760934                                       | 0.70   | 0.69                       |  |                                       |
|               | <b>Sub-Total (B)(2)</b>   | <b>40175</b>        | <b>30088872</b>        | <b>29209050</b>                              | <b>26.00</b>   | <b>25.91</b>               |  |                                       |
|               | <b>Total Public Shareholding (B)=(B)(1)+(B)(2)</b>                                | <b>40239</b>        | <b>80839861</b>        | <b>79847039</b>                              | <b>69.86</b>   | <b>69.60</b>               | <b>N.A.</b>                            | <b>N.A.</b>                           |
|               | <b>Total (A)+(B)</b>  | <b>40243</b>        | <b>115711846</b>       | <b>107519024</b>                             | <b>100.00</b>  | <b>99.63</b>               |  |                                       |
| (C)           | Shares held by Custodians and against which Depository Receipts have been issued  | 2                   | 432952                 | 432952                                       | N.A.   | 0.37                       | N.A.                                   | N.A.                                  |
|               | <b>GRAND TOTAL (A)+(B)+(C)</b>  | <b>40245</b>        | <b>116144798</b>       | <b>107951976</b>                             | <b>N.A.</b>  | <b>100.00</b>              |  |                                       |

N.A. - Not Applicable



## Srei Infrastructure Finance Limited

Registered Office: 'Vishwakarma' 86C, Topsia Road (South), Kolkata - 700 046


Tel: +91 33 2285 0112-15/39887734, Fax: +91 33 2285 7542/8501

Email : corporate@srei.com Website : www.srei.com



(I)(b) Statement showing Shareholding of persons belonging to the category "Promoter and Promoter Group"


| Sr. No. | Name of the shareholders            | Total shares held |   | Shares pledged or otherwise encumbered |                    |   |
|---------|-------------------------------------|-------------------|---|--|--------------------|---|
|         |                                     | Number            | As a percentage of total number of shares (i.e., Grand Total (A)+(B)+(C)) | Number                                 | As a percentage    | As a percentage of total number of shares (i.e., Grand Total (A)+(B)+(C)) of sub-clause (i)(a)(vii) |
| (i)     | (ii)                                | (iii)             | (iv)  | (v)                                    | (vi)=(v)/(iii)*100 | (i)(a)(vii)   |
| 1       | HEMANT KANORIA                      | 234296            | 0.20  | 0                                      | 0.00               | 0.00  |
| 2       | ADISRI INVESTMENT LIMITED           | 21662689          | 18.65   | 0                                      | 0.00               | 0.00  |
| 3       | BHARAT CONNECT LIMITED              | 7200000           | 6.20  | 0                                      | 0.00               | 0.00  |
| 4       | ADHYATMA COMMERCIAL PRIVATE LIMITED | 5775000           | 4.97  | 0                                      | 0.00               | 0.00  |
| TOTAL   |                                     | 34871985          | 30.02   | 0                                      | 0.00               | 0.00  |





(l)(c) Statement showing Shareholding of persons belonging to the category "Public" and holding more than 1% of the total number of shares


| Sr. No. | Name of the shareholders   | No. of shares   | Shares as a percentage of total number of shares (i.e., Grand Total (A)+(B)+(C) indicated in Statement at para (l)(a) above} |
|---------|--|-----------------|--|
| 1       | SANLAM ASSET MANAGEMENT (IRELAND) LIMITED A/C SANLAM UNIVERSAL FUNDS PLC | 7753645         | 6.68   |
| 2       | FRONTPOINT FINANCIAL SERVICES FUND, L.P                                  | 4501805         | 3.88   |
| 3       | MATTHEWS INDIA FUND  | 3625000         | 3.12   |
| 4       | PARAG KESHAR BHATTACHARJEE   | 3346397         | 2.88   |
| 5       | IDFC PREMIER EQUITY FUND   | 3000000         | 2.58   |
| 6       | RELIANCE CAPITAL TRUSTEE CO. LTD. - RELIANCE LONGTERM EQUITY FUND        | 2850000         | 2.45   |
| 7       | THE GMO EMERGING ILLIQUID (MAURITIUS FUND)                               | 2693352         | 2.32   |
| 8       | VITHAL HOUSING LIMITED   | 2273250         | 1.96   |
| 9       | THE INDIA FUND, INC  | 2081584         | 1.79   |
| 10      | DSP BLACKROCK SMALL AND MID CAP FUND                                     | 1994603         | 1.72   |
| 11      | PCA INDIA INFRASTRUCTURE EQUITY OPEN LIMITED                             | 1940972         | 1.67   |
| 12      | SANDSTONE CAPITAL INDIA MASTER FUND LIMITED                              | 1908475         | 1.64   |
| 13      | KOTAK INDIA FOCUS FUND   | 1400000         | 1.21   |
| 14      | KOTAK GLOBAL FUNDS   | 1203919         | 1.04   |
|         | <b>TOTAL</b>   | <b>40573002</b> | <b>34.93</b>   |





(l)(d) Statement showing details of locked-in shares

| Sr. No. | Name of the shareholders | Category of Shareholders (Promoters/ Public) | No. of shares  |
|---------|--------------------------|--|----------------|
| 1       | BHARAT CONNECT LIMITED   | Promoter                                     | 7200000        |
|         | <b>TOTAL</b>             |  | <b>7200000</b> |





(II)(a) Statement showing details of Depository Receipts (DRs)

| Sr. No. | Type of outstanding DR (ADRs, GDRs, SDRs, etc.) | Number of outstanding DRs | Number of shares underlying outstanding DRs | Shares underlying outstanding DRs as a percentage of total number of shares {i.e., Grand Total (A)+(B)+(C) indicated in Statement at para (I)(a) above} |
|---------|---|---------------------------|---|---|
| 1       | Global Depository Receipts                      | 108238                    | 432952                                      | 0.37  |
| TOTAL   |   | 108238                    | 432952                                      | 0.37  |

(II)(b) Statement showing Holding of Depository Receipts (DRs), where underlying shares are in excess of 1% of the total number of shares

| Sr. No. | Name of the DR Holder | Type of outstanding DR (ADRs, GDRs, SDRs, etc.) | Number of shares underlying outstanding DRs | Shares underlying outstanding DRs as a percentage of total number of shares {i.e., Grand Total (A)+(B)+(C) indicated in Statement at para (I)(a) above} |
|---------|-----------------------|---|---|---|
|         | NIL                   | NIL   | 0   | 0.00  |

