



SIFL/SECT/KK/14-15/90

August 02, 2014

The Secretary
The Calcutta Stock Exchange Limited
7 Lyons Range
Kolkata - 700 001
Fax: 033-2210 4500/4491; 2230 3020
CSE Scrip Code: 29051

Dear Sir,

Sub: Unaudited Financial Results for the Quarter ended on 30th June, 2014

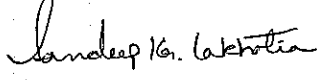
Pursuant to Clause 41 of the Listing Agreement, this is to inform you that the Board of Directors of the Company has, at its meeting held today, i.e. Saturday, 2nd August, 2014, approved and taken on record the Unaudited Standalone and Consolidated Financial Results of the Company for the Quarter ended on 30th June, 2014.

We are enclosing herewith a copy of the Unaudited Standalone and Consolidated Financial Results of the Company for the Quarter ended on 30th June, 2014 as per the prescribed format. We are also arranging to upload the aforesaid Financial Results on the Company's website and publish the same in the newspapers immediately.

This is for your information and record.

Thanking you.

Yours faithfully,
For Srei Infrastructure Finance Limited


Sandeep Lakhota
Company Secretary

Encl: as above

cc: The Secretary

BSE Limited
Phiroze Jeejeebhoy Towers
Dalal Street, Mumbai - 400 001
Fax: 022-2272 2037/2039/2041/3121
BSE Scrip Code: 523756

National Stock Exchange of India Limited
Exchange Plaza, 5th Floor, Plot no. C/1, G Block
Bandra-Kurla Complex, Bandra (E)
Mumbai - 400 051
Fax: 022-2659 8237/38; 2659 8347/48
NSE Symbol: SREINFRA

Srei Infrastructure Finance Limited

CIN: L29219WB1985PLC056352

Registered Office : 'Vishwakarma' 86C, Topsia Road (South), Kolkata - 700 046

Tel.: +91 33 22850112-15, 61607734 Fax: +91 33 2285 8501/7542

Website: www.srei.com

SREI INFRASTRUCTURE FINANCE LIMITED

Regd Office: 'Vishwakarma', 86C Topsia Road (South), Kolkata - 700 046, Website: www.srei.com, Email for Investors: investor.relations@srei.com
(CIN): L29219WB1985PLC055352

UNAUDITED FINANCIAL RESULTS FOR THE QUARTER ENDED 30TH JUNE, 2014

Part I Particulars	Quarter ended			Year ended
	30-Jun-14 (Unaudited)	31-Mar-14 (Audited)	30-Jun-13 (Unaudited)	31-Mar-14 (Audited)
1. Income				
(a) Income from Operations	55,224	46,799	43,403	178,657
(b) Other Operating Income	742	1,025	42	1,240
Total Income from Operations	55,966	47,824	43,445	179,897
2. Expenses				
(a) Employee Benefits Expense	1,032	1,042	1,034	4,298
(b) Legal and Professional Fees	677	988	664	3,431
(c) Operating and Other Expenses	1,031	1,405	954	4,500
(d) Bad Debts / Advances written off	-	1,419	(5)	1,484
(e) Provisions and Contingencies	8,637	(160)	157	1,919
(f) Depreciation / Amortisation and Impairment	846	756	603	2,612
Total Expenses	12,223	5,450	3,407	18,244
3. Profit from operations before other income, finance costs & exceptional items (1-2)	43,743	42,374	40,038	161,653
4. Other Income	87	4	74	688
5. Profit from ordinary activities before finance costs & exceptional items (3+4)	43,830	42,378	40,112	162,341
6. Finance Costs	38,407	41,445	36,937	153,578
7. Profit from ordinary activities before exceptional items (5-6)	5,423	933	3,175	8,763
8. Exceptional Items	-	-	-	-
9. Profit from ordinary activities before tax (7-8)	5,423	933	3,175	8,763
10. Current tax expense	1,723	60	1,102	2,817
11. Income Tax in respect of earlier years	-	14	-	14
12. Net Profit from ordinary activities after tax (9-10-11)	3,700	859	2,073	5,932
13. Extraordinary items	-	-	-	-
14. Net Profit for the Period/Year (12-13)	3,700	859	2,073	5,932
15. Paid-up Equity Share Capital (Face Value Rs. 10/- each)	50,324	50,324	50,324	50,324
16. Reserves excluding Revaluation Reserves	-	-	-	217,419
17. Earnings per share- Basic & Diluted (Rs.) (* Not annualised)	*0.74	*0.17	*0.41	1.18

Part II

A. Particulars of Shareholding				
1. Public shareholding (including Global Depository Receipts)				
- Number of Shares	257722369	257722369	257722369	257722369
- Percentage of Shareholding	51.23	51.23	51.23	51.23
2. Promoters and Promoter Group Shareholding				
(a) Pledged/Encumbered				
- Number of Shares	Nil	Nil	92658543	Nil
- % of Shares (to total shareholding of promoters and promoter group)	Nil	Nil	37.76	Nil
- % of Shares (to total share capital of the company)	Nil	Nil	18.42	Nil
(b) Non-encumbered				
- Number of Shares	245363964	245363964	152705421	245363964
- % of Shares (to total shareholding of promoters and promoter group)	100.00	100.00	62.24	100.00
- % of Shares (to total share capital of the company)	48.77	48.77	30.35	48.77


B. Information on investor complaints pursuant to Clause 41 of the Listing Agreement for the quarter ended 30th June, 2014

Particulars	Opening balance	Additions	Disposal	Closing balance
Number of complaints received - Equity shares	Nil	1	1	Nil

Notes:

- The above unaudited financial results have been reviewed by the Audit Committee and approved by the Board of Directors at their meetings held on 2nd August, 2014. The Statutory Auditors of the Company have reviewed the said results.
- The business of the Company falls within a single primary segment viz., 'Financial Services' and hence, the disclosure requirement of Accounting Standard 17 'Segment Reporting' notified by the Central Government under Companies (Accounting Standards) Rules, 2006 is not applicable.
- Pursuant to the enactment of the Companies Act 2013 (the 'Act'), the Company has, effective 1st April, 2014, reviewed and revised the estimated useful lives of its fixed assets, in accordance with the provisions of Schedule II to the Act. The consequential impact (after considering the transition provision specified in Schedule II) on the results for the quarter is not material.
- Due to the fluctuation in foreign exchange rates, the applicable loss on foreign exchange transactions and translations is Rs. 92 Lakh for the quarter ended 30th June, 2014 as against loss of Rs. 2,786 Lakh for the quarter ended 30th June, 2013, charged under "Finance Costs".
- The figures for the quarter ended 31st March, 2014 are the balancing figures between the audited figures in respect of the full financial year ended 31st March, 2014 and the published year to date figures up to the third quarter of that financial year.
- Figures pertaining to the previous year/period have been rearranged/regrouped, reclassified and restated, wherever considered necessary, to make them comparable with those of current period.

For and on behalf of the Board of Directors



Chairman and Managing Director

Place: Kolkata
Date: 2nd August, 2014

SREI INFRASTRUCTURE FINANCE LIMITED

Regd Office: 'Vishwakarma', 86C, Topsia Road (South), Kolkata - 700 046, Website: www.srei.com, Email for Investors: investor.relations@srei.com
(CIN): L29219WB1985PLC055352

UNAUDITED CONSOLIDATED FINANCIAL RESULTS FOR THE QUARTER ENDED 30TH JUNE, 2014

Part I Particulars	Quarter ended			Year ended
	30-Jun-14	31-Mar-14	30-Jun-13	31-Mar-14
	(Unaudited)	(Audited)	(Unaudited)	(Audited)
1. Income				
(a) Income from Operations	92,307	82,566	77,275	319,127
(b) Other Operating Income	1,284	1,591	999	4,192
Total Income from Operations	93,591	84,157	78,274	323,319
2. Expenses				
(a) Employee Benefits Expense	3,430	3,392	3,273	12,944
(b) Legal and Professional Fees	1,917	2,243	1,250	6,777
(c) Operating and Other Expenses	5,065	3,758	3,942	15,628
(d) Bad Debts / Advances written off	2,375	9,071	1,334	13,308
(e) Provisions and Contingencies	9,856	(548)	522	3,454
(f) Depreciation / Amortisation and Impairment	4,546	4,553	3,845	16,335
Total Expenses	27,189	22,469	14,166	68,446
3. Profit from Operations before Other Income, Finance Costs & Exceptional items (1-2)	66,402	61,688	64,108	254,873
4. Other Income	673	740	393	2,711
5. Profit from ordinary activities before Finance Costs & Exceptional items (3+4)	67,075	62,428	64,501	257,584
6. Finance Costs	57,349	61,507	56,478	235,028
7. Profit from ordinary activities after Finance Costs but before Tax & Exceptional items (5-6)	9,726	921	8,023	22,556
8. Exceptional Items	-	-	-	6
9. Profit from ordinary activities before Tax (7+8)	9,726	921	8,023	22,562
10. Current tax expense	3,501	551	3,313	8,791
11. Income Tax in respect of earlier years	2	21	-	20
12. Net Profit from ordinary activities after Tax (9-10-11)	6,223	349	4,710	13,751
13. Extraordinary Items	-	-	-	-
14. Net Profit for the period/year (before adjustment for Minority Interest & profit / (loss) of Associate) (12-13)	6,223	349	4,710	13,751
15. Share of loss of Associate	-	-	-	-
16. Share of Profit / (Loss) of Minority Interest	(175)	(26)	(12)	(100)
17. Net Profit after taxes (14-15-16)	6,398	375	4,722	13,851
18. Paid-up Equity Share Capital (Face Value Rs. 10/- each)	50,324	50,324	50,324	50,324
19. Reserves excluding Revaluation Reserves	-	-	-	299,362
20. Earnings per share - Basic & Diluted (Rs.) (* Not annualised)	*1.27	*0.07	*0.94	2.75

Part II				
A. Particulars of Shareholding				
1. Public shareholding (including Global Depository Receipts)				
- Number of Shares	257722369	257722369	257722369	257722369
- Percentage of Shareholding	51.23	51.23	51.23	51.23
2. Promoters and promoter group shareholding				
(a) Pledged / Encumbered				
- Number of Shares	Nil	Nil	92658543	Nil
- % of Shares (to total shareholding of promoters and promoter group)	Nil	Nil	37.76	Nil
- % of Shares (to total share capital of the company)	Nil	Nil	18.42	Nil
(b) Non-encumbered				
- Number of Shares	245363964	245363964	152705421	245363964
- % of Shares (to total shareholding of promoters and promoter group)	100.00	100	62.24	100
- % of Shares (to total share capital of the company)	48.77	48.77	30.35	48.77

B. Information on Investor complaints pursuant to Clause 41 of the Listing Agreement for the quarter ended 30th June, 2014				
Particulars	Opening balance	Additions	Disposal	Closing balance
Number of complaints received - Equity shares	Nil	1	1	Nil

Segment wise Revenue, Results and Capital Employed as per Clause 41 of Listing Agreement

Particulars	Quarter ended				Year ended
	30-Jun-14	31-Mar-14	30-Jun-13	31-Mar-14	
	(Unaudited)	(Audited)	(Unaudited)	(Audited)	
1. Segment Revenue					
(a) Financial Services	91,676	83,535	76,755	318,088	
(b) Infrastructure Equipment Services	4,045	3,180	3,051	13,331	
(c) Others	18	50	103	374	
Total	95,739	86,765	79,909	331,793	
Less: Inter Segment Revenue	1,475	1,868	1,242	5,763	
Net Income from Operations	94,264	84,897	78,667	326,030	
2. Segment Results					
(a) Financial Services	8,609	351	7,781	20,221	
(b) Infrastructure Equipment Services	1,130	558	254	2,299	
(c) Others	(13)	12	(12)	42	
Total	9,726	921	8,023	22,562	
Less: Interest & Finance Charges	-	-	-	-	
Other Un-allocable Expenditure (Net)	-	-	-	-	
Un-allocable Income	-	-	-	-	
Total Profit Before Tax	9,726	921	8,023	22,562	
3. Capital Employed					
(Segment Assets-Segment Liabilities)					
(a) Financial Services	305,659	303,224	333,126	303,224	
(b) Infrastructure Equipment Services	16,738	15,196	10,183	15,196	
(c) Others	47,610	44,091	17,937	44,091	
(d) Un-allocable	(10,649)	(9,857)	(13,877)	(9,857)	
Total	359,358	352,654	347,369	352,654	


Notes:

1. In accordance with clause 41 of the Listing Agreement, the Company has published unaudited consolidated financial results. The unaudited standalone financial results of the Company will, however, be available on the Company's website www.srei.com and on the websites of BSE (www.bseindia.com) and / or NSE (www.nseindia.com).
2. The above unaudited consolidated financial results have been reviewed by the Audit Committee and approved by the Board of Directors at their meetings held on 2nd August, 2014. The Statutory Auditors of the Company have reviewed the said results.
3. The above unaudited consolidated financial results have been prepared in accordance with the principles and procedures as set out in Accounting Standard-21 on 'Consolidated Financial Statements', Accounting Standard-23 on 'Accounting for Investments in Associates in Consolidated Financial Statements' and Accounting Standard-27 on 'Financial Reporting of Interests in Joint Ventures' notified by the Central Government under Companies (Accounting Standards) Rules, 2006.
4. The financial results of a foreign subsidiary (including its subsidiaries) and two foreign step down subsidiaries have been prepared as per IFRS, generally followed in the country of their incorporation. As there are no material differences between such financial results as per IFRS and as per Indian GAAP, no adjustments have been considered necessary.
5. Due to the fluctuation in foreign exchange rates, the applicable loss on foreign exchange transactions and translations is Rs. 268 Lakh for the quarter ended 30th June, 2014 as against loss of Rs. 2,793 Lakh for the quarter ended 30th June, 2013, charged under "Finance Costs".
6. Pursuant to the enactment of the Companies Act 2013 (the 'Act'), the Company has, effective 1st April, 2014, reviewed and revised the estimated useful lives of its fixed assets, in accordance with the provisions of Schedule II to the Act. The consequential impact (after considering the transition provision specified in Schedule II) on the results for the quarter is not material.
7. The figures for the quarter ended 31st March, 2014 are the balancing figures between the audited figures in respect of the full financial year ended 31st March, 2014 and the published year to date figures up to the third quarter of that financial year.
8. Company's standalone financial information (Rs. in Lakh) is as below:

Particulars	Quarter ended			Year ended
	30-Jun-14 (Unaudited)	31-Mar-14 (Audited)	30-Jun-13 (Unaudited)	31-Mar-14 (Audited)
Turnover	56,053	47,828	43,519	180,585
Profit Before Tax	5,423	933	3,175	8,763
Profit After Tax	3,700	859	2,073	5,932

9. Figures pertaining to the previous year/period have been rearranged/regrouped, reclassified and restated, wherever considered necessary, to make them comparable with those of current period.

For and on behalf of the Board of Directors



Chairman and Managing Director

Place: Kolkata
Date: 2nd August, 2014