



Srei Infrastructure Finance Limited

Quarterly Result Update

Q3 FY08-09



Performance Highlights

- **Total Consolidated Income** for the nine months period ended December 31, 2008 has increased to **Rs. 6461.0 mn** from Rs. 4878.4 mn in the corresponding period last year registering **an increase of 32%**.
- The **consolidated profit before tax (PBT)** for the nine months went up to **Rs. 1214.4 mn** from Rs. 958.0 mn showing **an increase of 27%**.
- **Consolidated operating profit** for the period increased to **Rs. 1627.9 mn** from Rs.1470 mn, **an increase of 11%** from last year.
- **Consolidated profit after tax (PAT)** for the same nine months was **Rs. 781.5 mn** as against Rs.844.1 mn in the corresponding period last year.

Financial Statement



Srei Infrastructure Finance Limited (Consolidated)

Disbursement

Rs 7160.7 mn

Net Worth

Rs 11506.7 mn

Asset Under Management

Rs 98,812.4mn

Income Statements Details (Fig in Rs mn)	Q3 FY 09	Q3 FY08
Income from finance activities	1648.00	1757.20
Finance charges	1291.40	1016.70
NII	356.60	740.50
Fee based income	18.20	133.80
Other Income	103.20	69.10
Total Income	478.00	943.40
Operating Expenditure (incl. depreciation)	276.40	504.30
Provisions	47.90	117.10
PBT	153.70	322.00
Tax	66.40	24.20
PAT	87.30	297.80
Key Indicators	Q3 FY 09	Q3 FY08
NIM %	3.56%	5.37%
ROE	13.10%	20.96%
Leverage	3.55	7.39
EPS (Rs)	8.97	10.33
Book Value (Rs)	99.07	55.67

Financial Statement



Srei Infrastructure Finance Limited (Standalone)

Disbursement

Rs 2472.7 mn

Net Worth

Rs 7088.8 mn

Income Statements Details (Fig in Rs mn)	Q3 FY 09	Q3 FY08
Income from finance activities	389.30	1678.90
Finance charges	414.10	992.20
NII	-24.80	686.70
Fee based income (net of expenses)	158.20	4.00
Other Income	31.60	73.10
Total Income	165.00	763.80
Operating Expenditure (incl. depreciation)	125.30	355.10
Provisions	-	104.90
PBT	39.70	303.80
Tax	16.20	20.20
PAT	23.50	283.60
Key Indicators	Q3 FY 09	Q3 FY08
NIM %	3.83%	4.99%
Gross NPA	-	2.49%
Net NPA	-	0.47%
ROE	9.91%	20.66%
Leverage	1.78	7.52
EPS (Rs)	5.83	7.45
Book Value (Rs)	61.03	52.93

Financial Statement



Srei – BNP JV

Disbursement

Rs 4688 mn

Asset Under Management

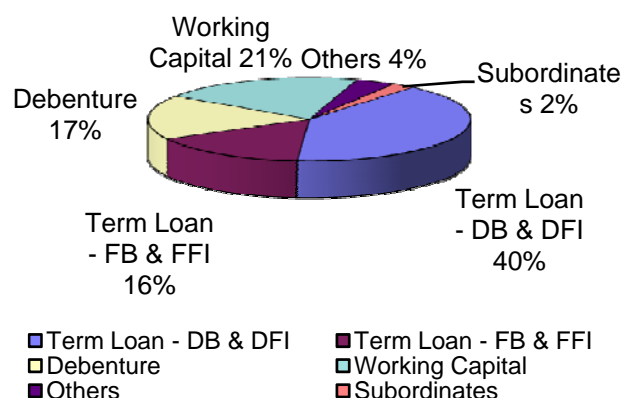
Rs 78563 mn

Income Statements Details	Q3 FY 09	Q2 FY 09
Interest Earned	2449.90	2305.60
Interest Expenses	1754.10	1543.40
Net Interest Income	695.80	762.20
Other Income	7.20	45.20
Total Income	703.00	807.40
Operating Expenditure	446.00	366.60
Provisions	52.80	120.70
PBT	204.20	320.10
Tax	89.00	182.90
PAT	115.20	137.20
Key Indicators	Q3 FY 09	Q2 FY 09
NIM	4.58%	4.83%
Gross NPA	1.83%	1.58%
Net NPA	0.73%	0.51%
ROE	14.99%	17.54%
Leverage	6.32	609.00%
Book Value (Rs)	174.54	17248.99%

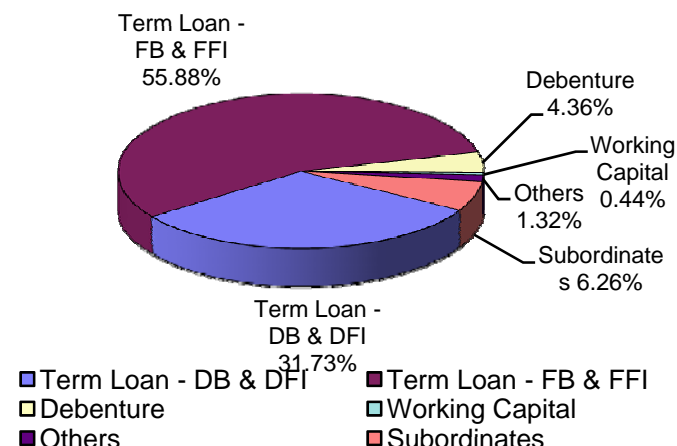
Borrowing Analysis



Borrowing Analysis - Srei BNP JV

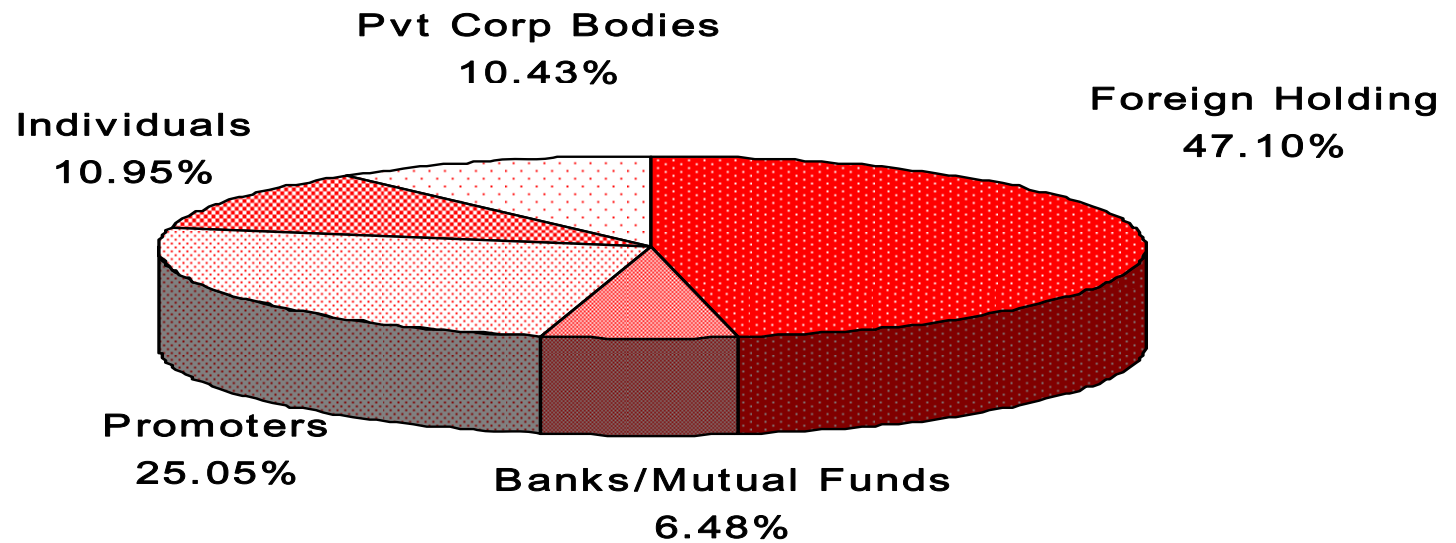


Borrowing Analysis- SIFL



Borrowing Break down (Fig in Rs mn)	SEFPL	SIFL
Foreign -		
Secured	8,244.50	7,044.10
Unsecured	567.20	-
Domestic -		
Subordinates Bonds	1,271.60	789.60
Term Loan from Banks/DII	22,169.00	4,000.00
Cash Credit from Banks	11,284.40	55.90
Debenture MF	9,386.00	550.00
Others	2,338.70	118.40
Public Deposit	-	48.00
Total	55261	12606

Shareholding Pattern



As on 31st December'2008



Thank You

Srei Infrastructure Finance Ltd
'VISHWAKARMA'
86C, Topsia Road (South),
Kolkata – 700 046, INDIA

Phone: +91 33 3988-7734
Fax: +91 33 2285 7542 / 8501
corporate@srei.com
www.srei.com