



Srei Infrastructure Finance Limited

Quarterly Result Update Q1 FY09-10

Performance Highlights



- **Consolidated Assets under Management going up to Rs. 106,022 mn** at the end of Q1 this financial year as against Rs. 91,908 mn at the end of Q1 last financial year, resulting in **an increase of 15.36%**.
- **Consolidated profit after tax of Rs 384 mn** for the first quarter ended June, 2009 as compared to Rs. 431 mn during same quarter last year.
- **Consolidated business done during first quarter was Rs 15,327 mn** as against Rs. 17,870 mn of business done in the corresponding period last year.
- **Consolidated pre-tax profit was Rs. 426 mn** compared to Rs. 656 mn in the corresponding quarter of last financial year.
- **Consolidated Net Worth rose by 5.47% to Rs. 11,822 mn** for the quarter ended June 30, 2009 from Rs 11,209 mn corresponding quarter of last financial year.
- **Consolidated operating profit this quarter stood at Rs. 582 mn** as compared to Rs. 768 mn in the first quarter of the last fiscal on a **consolidated total income of Rs.1,703 mn** (Rs. 2,219 mn in the same period of the previous year)

Financial Statement

Srei Infrastructure Finance Limited (Consolidated)



(Fig in Rs Mn)

	Income Statements Details	Q1 FY 10	Q1 FY 09
Disbursement	Income from finance activities	1,585	2,140
	Finance charges	825	1,132
	NII	760	1,008
	Fee based income	31	28
	Other Income	88	51
Rs 15,327 mn	Total Income	879	1,087
Net Worth	Operating Expenditure (incl. depreciation)	397	392
	Provisions	54	40
	PBT	427	655
	Tax	42	224
	PAT	384	431
Rs 11,822 mn	Key Indicators	Q1 FY 10	Q1 FY 09
Asset Under Management	NIM %	4.81%	8.57%
	ROE	21.59%	25.58%
	Leverage	3.96	3.05
	EPS (Rs)	13.42	14.88
	Book Value (Rs)	101.79	96.51
Rs 106,022 mn			

Financial Statement

Srei Infrastructure Finance Limited (Standalone)



(Fig in Rs Mn)

Income Statements Details		Q1 FY 10	Q1 FY 09
Disbursement	Income from finance activities	522	1,007
	Finance charges	71	404
	NII	451	603
	Fee based income	14	3
	Other Income	23	18
Rs 4,285 mn	Total Income	488	624
Net Worth	Operating Expenditure (incl. depreciation)	148	136
	Provisions	-	-
	PBT	340	488
	Tax	-	166
	Rs 7,289 mn	PAT	340
Key Indicators		Q1 FY 10	Q1 FY 09
Asset Under Management	NIM %	7.61%	14.53%
	Gross NPA	-	-
	Net NPA	-	-
	ROE	19.12%	19.10%
	Leverage	2.60	1.21
Rs 26,827 mn	EPS (Rs)	11.72	11.09
	Book Value (Rs)	62.76	59.43

Financial Statement

Srei – BNP Joint Venture



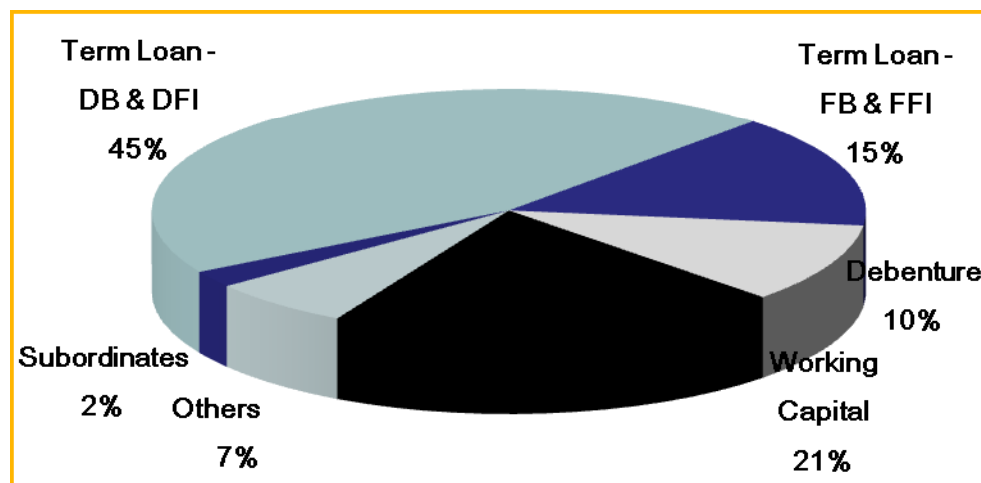
(Fig in Rs Mn)

Income Statements Details		Q1 FY 10	Q1 FY 09
Disbursement Rs 11,042 mn	Interest Earned	2,100	2,036
	Interest Expenses	1,462	1,361
	Net Interest Income	638	675
	Other Income	6	16
	Total Income	644	691
Net Worth Rs 8,937 mn	Operating Expenditure	348	298
	Provisions	104	81
	PBT	192	312
	Tax	80	109
	PAT	112	203
	Key Indicators	Q1 FY 10	Q1 FY 09
Asset Under Management Rs 78,951 mn	NIM	3.80%	4.87%
	Gross NPA	2.13%	1.27%
	Net NPA	0.70%	0.32%
	ROE	5.06%	9.65%
	Leverage	6.25	5.75
	Book Value (Rs)	178.74	169.67

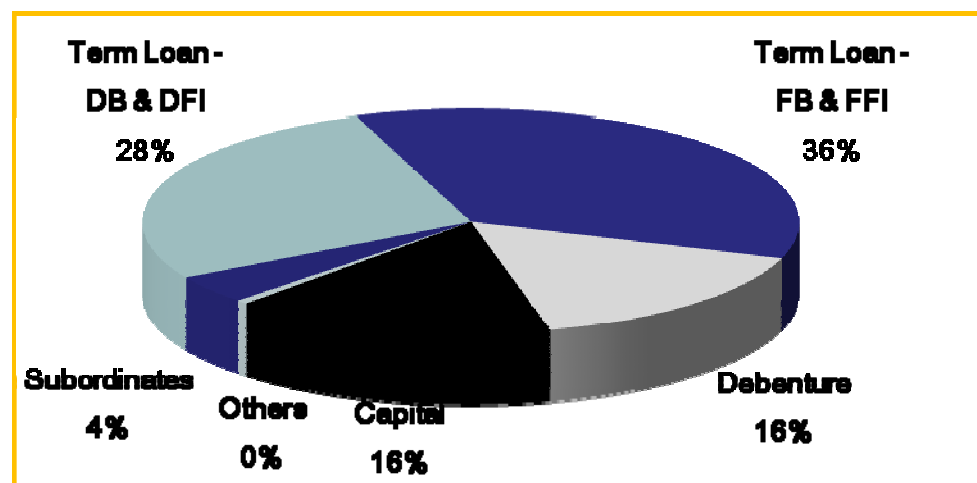
Borrowing Analysis



Borrowing Analysis - Srei BNP JV



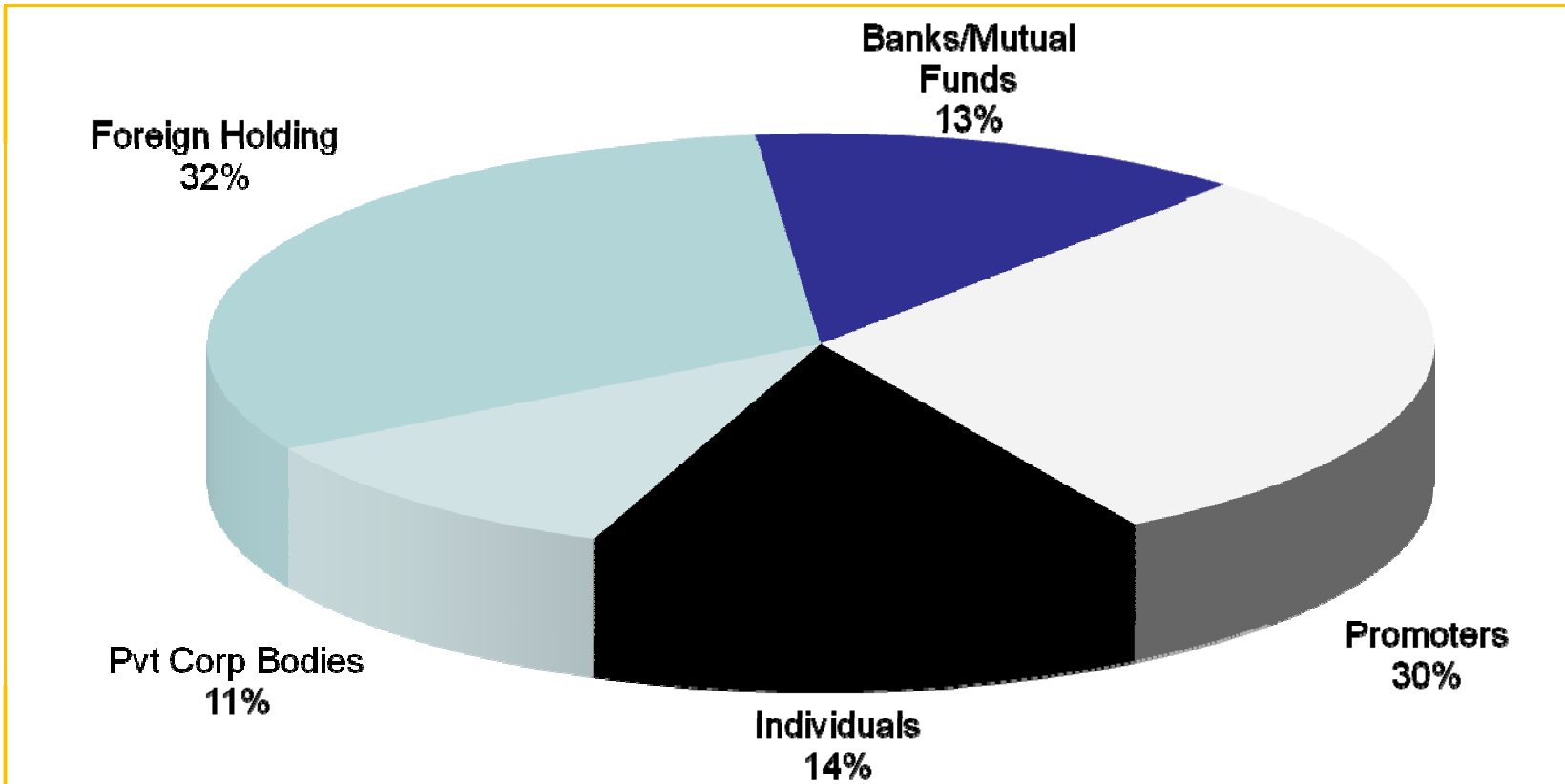
Borrowing Analysis - SIFL



Borrowing Break down as at 30th June 2009

	SEFPL In Mn	SIFL In Mn
Foreign -		
Secured	7,908	6,826
Unsecured	1,720	-
Domestic -		
Subordinates Bonds	93	790
Term Loan from Banks/DII	22,893	5,250
Cash Credit from Banks	11,520	3,004
Debenture MF	5,880	3,000
Others	6,105	64
Public Deposit	-	42
Total	56,119	18,976

Shareholding Pattern





Thank You

Srei Infrastructure Finance Ltd
'VISHWAKARMA'
86C, Topsia Road (South),
Kolkata – 700 046, INDIA

Phone: +91 33 3988-7734
Fax: +91 33 2285 7542 / 8501
corporate@srei.com
www.srei.com