



SIFL/SECT/SB/12-13/465

January 9, 2013

The Secretary
The Calcutta Stock Exchange Limited
7 Lyons Range
Kolkata - 700 001
Fax: 033-2210 4500/4491; 2230 3020

Dear Sir,

Re: Distribution of shareholding for the Quarter ended on 31st December, 2012

Pursuant to Clause 35 of the Listing Agreement, please find enclosed herewith the shareholding pattern of the Company for the Quarter ended on 31st December, 2012 in the prescribed format. The same is also being posted on the Company's website www.srei.com.

Thanking you,

Yours faithfully,
For **Srei Infrastructure Finance Limited**

Sandeep Lakhotia
Company Secretary

Encl.: as above

c.c : The Secretary

1. **Bombay Stock Exchange Limited**
Phiroze Jeejeebhoy Towers
Dalal Street
Mumbai - 400 001
Fax: 022-2272 2037/2039/2041

2. **National Stock Exchange of India Limited**
Exchange Plaza, 5th Floor, Plot no. C/1, G Block
Bandra-Kurla Complex
Bandra (E)
Mumbai - 400 051
Fax: 022-2659 8237/38; 2659 8347/48


Srei Infrastructure Finance Limited

Registered Office : 'Vishwakarma', 86C, Topsia Road (South), Kolkata - 700 046
Tel. : +91 33 22850112-15, 61607734 Fax : +91 33 22857542/8501
Email : corporate@srei.com Website : www.srei.com


(I)(a) Statement showing Shareholding Pattern

Name of the Company:		SREI INFRASTRUCTURE FINANCE LIMITED			
Scrip Code:	BSE	523756	Name of the scrip:	BSE	SREINFRA
	NSE	-		NSE	SREINFRA
	CSE	29051		CSE	SREINFRA
Class of security:		Equity		Quarter ended:	
				31.12.2012	
Partly paid-up shares	No. of partly paid-up shares	As a % of total no. of partly paid-up shares	As a % of total no. of shares of the company		
Held by promoter/promoter group	NIL	NIL	NIL		
Held by public	NIL	NIL	NIL		
Total	NIL	NIL	NIL		
Outstanding convertible securities	No. of outstanding securities	As a % of total no. of outstanding convertible securities	As a % of total no. of shares of the company, assuming full conversion of the convertible securities		
Held by promoter/promoter group	NIL	NIL	NIL		
Held by public	NIL	NIL	NIL		
Total	NIL	NIL	NIL		
Warrants	No. of warrants	As a % of total no. of warrants	As a % of total no. of shares of the company, assuming full conversion of warrants		
Held by promoter/promoter group	NIL	NIL	NIL		
Held by public	NIL	NIL	NIL		
Total	NIL	NIL	NIL		
Total paid-up capital of the company, assuming full conversion of warrants and convertible securities		503086333 Equity shares of Rs. 10/- each			

Category Code	Category of Shareholder	Number of Shareholders	Total number of shares	Number of shares held in dematerialized form	Total shareholding as a percentage of total number of shares		Shares Pledged or otherwise encumbered	
					As a percentage of (A+B)	As a percentage of (A+B+C)	Number of shares	As a percentage (IX)= (VIII)/(IV)*100
(I)	(II)	(III)	(IV)	(V)	(VI)	(VII)	(VIII)	(IX)
(A)	Shareholding of Promoter and Promoter Group							
(1)	Indian							
(a)	Individuals/ Hindu Undivided Family	2	2224446	2224446	0.44	0.44	0	0.00
(b)	Central Government/ State Government(s)	0	0	0	0.00	0.00	0	0.00
(c)	Bodies Corporate	4	92141830	92141830	18.32	18.32	77858543	84.50
(d)	Financial Institutions/ Banks	0	0	0	0.00	0.00	0	0.00
(e)	Any Other (specify)	0	0	0	0.00	0.00	0	0.00
	Sub-Total (A)(1)	6	94366276	94366276	18.76	18.76	77858543	82.51




Category Code	Category of Shareholder	Number of Shareholders	Total number of shares	Number of shares held in dematerialized form	Total shareholding as a percentage of total number of shares		Shares Pledged or otherwise encumbered	
					As a percentage of (A+B)	As a percentage of (A+B+C)	Number of shares	As a percentage (IX)= (VIII)/(IV)*100
(I)	(II)	(III)	(IV)	(V)	(VI)	(VII)	(VIII)	(IX)
(2)	Foreign							
(a)	Individuals (Non-Resident Individuals/ Foreign individuals)	0	0	0	0.00	0.00	0	0.00
(b)	Bodies Corporate	1	150297688	150297688	29.88	29.88	0	0.00
(c)	Institutions	0	0	0	0.00	0.00	0	0.00
(d)	Qualified Foreign Investor	0	0	0	0.00	0.00	0	0.00
(e)	Any Other (specify)	0	0	0	0.00	0.00	0	0.00
	Sub-Total (A)(2)	1	150297688	150297688	29.88	29.88	0	0.00
A	Total Shareholding of Promoter and Promoter Group (A)=(A)(1)+(A)(2)	7	244663964	244663964	48.63	48.63	77858543	31.82
(B)	Public Shareholding						N.A.	N.A.
(1)	Institutions						N.A.	N.A.
(a)	Mutual Funds/UTI	2	16120	0	0.00	0.00		
(b)	Financial Institutions/ Banks	3	191549	191549	0.04	0.04		
(c)	Central Government/ State Government(s)	0	0	0	0.00	0.00		
(d)	Venture Capital Funds	0	0	0	0.00	0.00		
(e)	Insurance Companies	0	0	0	0.00	0.00		
(f)	Foreign Institutional Investors	55	64950986	64770986	12.91	12.91		
(g)	Foreign Venture Capital Investors	0	0	0	0.00	0.00		
(h)	Qualified Foreign Investor	0	0	0	0.00	0.00		
(i)	Any Other (specify)	0	0	0	0.00	0.00		
	Sub-Total (B)(1)	60	65158655	64962535	12.95	12.95		



Category Code	Category of Shareholder	Number of Shareholders	Total number of shares	Number of shares held in dematerialized form	Total shareholding as a percentage of total number of shares		Shares Pledged or otherwise encumbered	
					As a percentage of (A+B)	As a percentage of (A+B+C)	Number of shares	As a percentage (IX)= (VIII)/(IV)*100
(I)	(II)	(III)	(IV)	(V)	(VI)	(VII)	(VIII)	(IX)
(B) (2)	Non-institutions						N.A.	N.A.
(a)	Bodies Corporate	1272	23646996	23539597	4.70	4.70		
(b)	Individuals -							
I	i. Individual shareholders holding nominal share capital up to Rs. 1 lakh	54374	28034415	26836839	5.57	5.57		
II	ii. Individual shareholders holding nominal share capital in excess of Rs. 1 lakh	408	79125297	79114298	15.73	15.73		
(c)	Qualified Foreign Investor	0	0	0	0.00	0.00		
(d)	Any Other (specify)							
(d-i)	Clearing Member	259	639894	639894	0.13	0.13		
(d-ii)	Foreign Company	1	1735717	0	0.35	0.35		
(d-iii)	Non Resident Individual	810	2034303	2007310	0.40	0.40		
(d-iv)	Trusts	6	58025492	58024675	11.53	11.53		
	Sub-Total (B)(2)	57130	193242114	190162613	38.41	38.41		
B	Total Public Shareholding (B)=(B)(1)+(B)(2)	57190	258400769	255125148	51.37	51.36		
	TOTAL (A)+(B)	57197	503064733	499789112	100.00	100.00	77858543	15.48
(C)	Shares held by Custodians and against which Depository Receipts have been issued						N.A.	N.A.
(1)	Promoter and Promoter Group	0	0	0	N.A.	0.00		
(2)	Public	1	21600	21600	N.A.	0.00		
	Sub-Total (C)	1	21600	21600	N.A.	0.00		
	GRAND TOTAL (A)+(B)+(C)	57198	503086333	499810712	N.A.	100.00	77858543	15.48


N.A. - Not Applicable



(I)(b) Statement showing holding of securities (including shares, warrants, convertible securities) of persons belonging to the category "Promoter and Promoter Group".

Sr. No.	Name of the Shareholder	Details of shares held		Encumbered Shares (*)			Details of warrants		Details of convertible securities		Total shares (including underlying shares assuming full conversion of warrants and convertible securities) as a % of diluted share capital
		No. of shares held	As a % of grand total (A)+(B)+(C)	No.	As a percentage	As a % of grand total (A)+(B)+(C) of sub-clause (I)(a)	Number of warrants held	As a % total number of warrants of the same class	Number of convertible securities held	As a % total number of convertible securities of the same class	
(I)	(II)	(III)	(IV)	(V)	(VI)=(V)/(III)* 100	(VII)	(VIII)	(IX)	(X)	(XI)	(XII)
1	HEMANT KANORIA	421732	0.08	0	0.00	0.00	0	0.00	0	0.00	0.08
2	SUNIL KANORIA	1802714	0.36	0	0.00	0.00	0	0.00	0	0.00	0.36
3	ADISRI INVESTMENT PRIVATE LIMITED	38992840	7.75	38992840	100.00	7.75	0	0.00	0	0.00	7.75
4	BHARAT CONNECT PRIVATE LIMITED	12960000	2.58	12960000	100.00	2.58	0	0.00	0	0.00	2.58
5	ADHYATMA COMMERCIAL PRIVATE LIMITED	40188990	7.99	25905703	64.46	5.15	0	0.00	0	0.00	7.99
6	DEIGRATIA INTERNATIONAL PTE. LIMITED	150297688	29.88	0	0.00	0.00	0	0.00	0	0.00	29.88
TOTAL		244663964	48.63	77858543	31.82	15.48	0	0.00	0	0.00	48.64

(*) The term "encumbrance" has the same meaning as assigned to it in Regulations 28 (3) of the SAST Regulations, 2011




(c)(i) Statement showing holding of securities (including shares, warrants, convertible securities) of persons belonging to the category "Public" and holding more than 1% of the total number of shares

Sr. No.	Name of the Shareholder	Number of shares held	Shares as percentage of total number of shares (i.e., Grand Total (A)+(B)+(C) indicated in statement at para (I) (a) above}	Details of warrants		Details of convertible securities		Total shares (including underlying shares assuming full conversion of warrants and convertible securities) as % of diluted shares capital
				Number of warrants held	As a % total number of warrants of the same class	Number of convertible securities held	% w.r.t. total number of convertible securities of the same class	
1	OPULENT VENTURE CAPITAL TRUST	57974595	11.52	0	0.00	0	0.00	11.52
2	SALIL KUMAR GUPTA JH-1: SRINIVASACHARI RAJAGOPAL (TRUSTEE OF SREI GROWTH TRUST)	48600000	9.66	0	0.00	0	0.00	9.66
3	FIDELITY INVESTMENT TRUST FIDELITY SERIES EMERGING MARKETS FUND	35431645	7.04	0	0.00	0	0.00	7.04
4	MILAN COMMERCIAL PRIVATE LIMITED	10414286	2.07	0	0.00	0	0.00	2.07
5	SUBRATA GHOSH (TRUSTEE OF SHRESTHA TRUST)	9170611	1.82	0	0.00	0	0.00	1.82
TOTAL		161591137	32.12	0	0.00	0	0.00	32.11

(c)(ii) Statement showing holding of securities (including shares, warrants, convertible securities) of persons (together with PAC) belonging to the category "Public" and holding more than 5% of the total number of shares of the Company


Sr. No.	Name(s) of the Shareholder(s) and the Persons Acting in Concert (PAC) with them	Number of shares	Shares as percentage of total number of shares (i.e., Grand Total (A)+(B)+(C) indicated in statement at para (I) (a) above}	Details of warrants		Details of convertible securities		Total shares (including underlying shares assuming full conversion of warrants and convertible securities) as % of diluted shares capital
				Number of warrants	As a % total number of warrants of the same class	Number of convertible securities held	% w.r.t. total number of convertible securities of the same class	
1	OPULENT VENTURE CAPITAL TRUST	57974595	11.52	0	0.00	0	0.00	11.52
2	SALIL KUMAR GUPTA JH-1: SRINIVASACHARI RAJAGOPAL (TRUSTEE OF SREI GROWTH TRUST)	48600000	9.66	0	0.00	0	0.00	9.66
3	FIDELITY INVESTMENT TRUST FIDELITY SERIES EMERGING MARKETS FUND	35431645	7.04	0	0.00	0	0.00	7.04
TOTAL		142006240	28.23	0	0.00	0	0.00	28.22



(l)(d) Statement showing details of locked-in shares

Sr. No.	Name of the shareholder	Number of locked-in shares	Locked-in Shares as a percentage of total number of shares (i.e., Grand Total (A)+(B)+(C) indicated in Statement at para (l)(a) above}	Promoter / Promoter Group/ Public
1	SALIL KUMAR GUPTA JH-1: SRINIVASACHARI RAJAGOPAL (TRUSTEE OF SREI GROWTH TRUST)	48600000	9.66	Public
2	DEIGRATIA INTERNATIONAL PTE. LIMITED	23103710	4.59	Promoter/ Promoter Group
3	SUNIL KANORIA	1802714	0.36	Promoter/ Promoter Group
TOTAL		73506424	14.61	

Note: The aforesaid Shares are locked-in till 17.03.2014



(II)(a) Statement showing details of Depository Receipts (DRs)

Sr. No.	Type of outstanding DR (ADRs, GDRs, SDRs, etc.)	Number of outstanding DRs	Number of shares underlying outstanding DRs	Shares underlying outstanding DRs as a percentage of total number of shares {i.e., Grand Total (A)+(B)+(C) indicated in Statement at para (I)(a) above}
1	Global Depository Receipts (GDRs)	5400	21600	0.00
	TOTAL	5400	21600	0.00

(II)(b) Statement showing holding of Depository Receipts (DRs), where underlying shares held by 'promoter/promoter group' are in excess of 1% of the total number of shares

Sr. No.	Name of the DR Holder	Type of outstanding DR (ADRs, GDRs, SDRs, etc.)	Number of shares underlying outstanding DRs	Shares underlying outstanding DRs as a percentage of total number of shares {i.e., Grand Total (A)+(B)+(C) indicated in Statement at para (I)(a) above}
1	NIL	NIL	0	0.00
		TOTAL	0	0.00

