



SIFL/SECT/SB/13-14/006

April 10, 2013

The Secretary  
The Calcutta Stock Exchange Limited  
7 Lyons Range  
Kolkata - 700 001  
Fax: 033-2210 4500/4491; 2230 3020

Dear Sir,

**Re: Distribution of shareholding for the Quarter ended on 31st March, 2013**

Pursuant to Clause 35 of the Listing Agreement, please find enclosed herewith the shareholding pattern of the Company for the Quarter ended on 31st March, 2013 in the prescribed format. The same is also being posted on the Company's website [www.srei.com](http://www.srei.com).

Thanking you.

Yours faithfully,  
For **Srei Infrastructure Finance Limited**

**Sandeep Lakhota**  
Company Secretary

Encl.: as above

c.c : The Secretary

- 1. Bombay Stock Exchange Limited**  
Phiroze Jeejeebhoy Towers  
Dalal Street  
Mumbai - 400 001  
Fax: 022-2272 2037/2039/2041
- 2. National Stock Exchange of India Limited**  
Exchange Plaza, 5th Floor, Plot no. C/1, G Block  
Bandra-Kurla Complex  
Bandra (E)  
Mumbai - 400 051  
Fax: 022-2659 8237/38; 2659 8347/48


**Srei Infrastructure Finance Limited**

Registered Office : 'Vishwakarma', 86C, Topsia Road (South), Kolkata - 700 046  
Tel. : +91 33 22850112-15, 61607734 Fax : +91 33 22857542/8501  
Email : [corporate@srei.com](mailto:corporate@srei.com) Website : [www.srei.com](http://www.srei.com)


## (I)(a) Statement showing Shareholding Pattern

Name of the Company:		SREI INFRASTRUCTURE FINANCE LIMITED					
Scrip Code:	BSE	523756	Name of the scrip:	BSE	SREINFRA		
	NSE	-		NSE	SREINFRA		
	CSE	29051		CSE	SREINFRA		
Class of security:		Equity		Quarter ended:		31.03.2013	
Partly paid-up shares	No. of partly paid-up shares	As a % of total no. of partly paid-up shares		As a % of total no. of shares of the company			
Held by promoter/promoter group	NIL	NIL		NIL			
Held by public	NIL	NIL		NIL			
<b>Total</b>	<b>NIL</b>	<b>NIL</b>		<b>NIL</b>			
Outstanding convertible securities	No. of outstanding securities	As a % of total no. of outstanding convertible securities		As a % of total no. of shares of the company, assuming full conversion of the convertible securities			
Held by promoter/promoter group	NIL	NIL		NIL			
Held by public	NIL	NIL		NIL			
<b>Total</b>	<b>NIL</b>	<b>NIL</b>		<b>NIL</b>			
Warrants	No. of warrants	As a % of total no. of warrants		As a % of total no. of shares of the company, assuming full conversion of warrants			
Held by promoter/promoter group	NIL	NIL		NIL			
Held by public	NIL	NIL		NIL			
<b>Total</b>	<b>NIL</b>	<b>NIL</b>		<b>NIL</b>			
Total paid-up capital of the company, assuming full conversion of warrants and convertible securities	503086333 Equity shares of Rs. 10/- each						

Category Code	Category of Shareholder	Number of Shareholders	Total number of shares	Number of shares held in dematerialized form	Total shareholding as a percentage of total number of shares		Shares Pledged or otherwise encumbered	
					As a percentage of (A+B)	As a percentage of (A+B+C)	Number of shares	As a percentage (IX) = (VIII)/(IV)*100
(I)	(II)	(III)	(IV)	(V)	(VI)	(VII)	(VIII)	(IX)
(A)	Shareholding of Promoter and Promoter Group							
(1)	Indian							
(a)	Individuals/ Hindu Undivided Family	2	2224446	2224446	0.44	0.44	0	0.00
(b)	Central Government/ State Government(s)	0	0	0	0.00	0.00	0	0.00
(c)	Bodies Corporate	4	92841830	92841830	18.46	18.45	82858543	89.25
(d)	Financial Institutions/ Banks	0	0	0	0.00	0.00	0	0.00
(e)	Any Other (specify)	0	0	0	0.00	0.00	0	0.00
	<b>Sub-Total (A)(1)</b>	<b>6</b>	<b>95066276</b>	<b>95066276</b>	<b>18.90</b>	<b>18.90</b>	<b>82858543</b>	<b>87.16</b>




Category Code	Category of Shareholder	Number of Shareholders	Total number of shares	Number of shares held in dematerialized form	Total shareholding as a percentage of total number of shares		Shares Pledged or otherwise encumbered	
					As a percentage of (A+B)	As a percentage of (A+B+C)	Number of shares	As a percentage  (IX)= (VIII)/(IV)*100
(I)	(II)	(III)	(IV)	(V)	(VI)	(VII)	(VIII)	(IX)
(2)	<b>Foreign</b>							
(a)	Individuals (Non-Resident Individuals/ Foreign individuals)	0	0	0	0.00	0.00	0	0.00
(b)	Bodies Corporate	1	150297688	150297688	29.88	29.88	0	0.00
(c)	Institutions	0	0	0	0.00	0.00	0	0.00
(d)	Qualified Foreign Investor	0	0	0	0.00	0.00	0	0.00
(e)	Any Other (specify)	0	0	0	0.00	0.00	0	0.00
	<b>Sub-Total (A)(2)</b>	<b>1</b>	<b>150297688</b>	<b>150297688</b>	<b>29.88</b>	<b>29.88</b>	<b>0</b>	<b>0.00</b>
<b>A</b>	<b>Total Shareholding of Promoter and Promoter Group (A)=(A)(1)+(A)(2)</b>	<b>7</b>	<b>245363964</b>	<b>245363964</b>	<b>48.77</b>	<b>48.77</b>	<b>82858543</b>	<b>33.77</b>
<b>(B)</b>	<b>Public Shareholding</b>						<b>N.A.</b>	<b>N.A.</b>
<b>(1)</b>	<b>Institutions</b>						<b>N.A.</b>	<b>N.A.</b>
(a)	Mutual Funds/UTI	2	16120	0	0.00	0.00		
(b)	Financial Institutions/ Banks	3	216873	216873	0.04	0.04		
(c)	Central Government/ State Government(s)	0	0	0	0.00	0.00		
(d)	Venture Capital Funds	0	0	0	0.00	0.00		
(e)	Insurance Companies	0	0	0	0.00	0.00		
(f)	Foreign Institutional Investors	54	65220260	65040260	12.96	12.96		
(g)	Foreign Venture Capital Investors	0	0	0	0.00	0.00		
(h)	Qualified Foreign Investor	0	0	0	0.00	0.00		
(i)	Any Other (specify)	0	0	0	0.00	0.00		
	<b>Sub-Total (B)(1)</b>	<b>59</b>	<b>65453253</b>	<b>65257133</b>	<b>13.01</b>	<b>13.01</b>		



Category Code	Category of Shareholder	Number of Shareholders	Total number of shares	Number of shares held in dematerialized form	Total shareholding as a percentage of total number of shares		Shares Pledged or otherwise encumbered	
					As a percentage of (A+B)	As a percentage of (A+B+C)	Number of shares	As a percentage (IX)= (VIII)/(IV)*100
(I)	(II)	(III)	(IV)	(V)	(VI)	(VII)	(VIII)	(IX)
<b>(B) (2)</b>	<b>Non-institutions</b>						N.A.	N.A.
(a)	Bodies Corporate	1230	22602768	22495369	4.49	4.49		
(b)	Individuals -							
I	i. Individual shareholders holding nominal share capital up to Rs. 1 lakh	56703	29791967	28605469	5.92	5.92		
II	ii. Individual shareholders holding nominal share capital in excess of Rs. 1 lakh	407	77833388	77822389	15.47	15.47		
(c)	Qualified Foreign Investor	0	0	0	0.00	0.00		
(d)	Any Other (specify)							
(d-i)	Clearing Member	116	301491	301491	0.06	0.06		
(d-ii)	Foreign Company	1	1735717	0	0.35	0.35		
(d-iii)	Non Resident Individual	813	1956693	1929700	0.39	0.39		
(d-iv)	Trusts	6	58025492	58024675	11.53	11.53		
	<b>Sub-Total (B)(2)</b>	<b>59276</b>	<b>192247516</b>	<b>189179093</b>	<b>38.22</b>	<b>38.21</b>		
<b>B</b>	<b>Total Public Shareholding (B)=(B)(1)+(B)(2)</b>	<b>59335</b>	<b>257700769</b>	<b>254436226</b>	<b>51.23</b>	<b>51.22</b>		
	<b>TOTAL (A)+(B)</b>	<b>59342</b>	<b>503064733</b>	<b>499800190</b>	<b>100.00</b>	<b>100.00</b>	<b>82858543</b>	<b>16.47</b>
<b>(C)</b>	<b>Shares held by Custodians and against which Depository Receipts have been issued</b>							
					N.A.		N.A.	N.A.
(1)	Promoter and Promoter Group	0	0	0		0.00		
(2)	Public	1	21600	21600		0.00		
	<b>Sub-Total ( C )</b>	<b>1</b>	<b>21600</b>	<b>21600</b>		<b>0.00</b>		
	<b>GRAND TOTAL (A)+(B)+(C)</b>	<b>59343</b>	<b>503086333</b>	<b>499821790</b>	<b>N.A.</b>	<b>100.00</b>	<b>82858543</b>	<b>16.47</b>


N.A. - Not Applicable



## (I)(b) Statement showing holding of securities (including shares, warrants, convertible securities) of persons belonging to the category "Promoter and Promoter Group"

Sr. No.	Name of the Shareholder	Details of shares held		Encumbered Shares (*)			Details of warrants		Details of convertible securities		Total shares (including underlying shares assuming full conversion of warrants and convertible securities) as a % of diluted share capital
		No. of shares held	As a % of grand total (A)+(B)+(C)	No.	As a percentage	As a % of grand total (A)+(B)+(C) of sub-clause (I)(a)	Number of warrants held	As a % total number of warrants of the same class	Number of convertible securities held	As a % total number of convertible securities of the same class	
(I)	(II)	(III)	(IV)	(V)	(VI)=(V)/(III)* 100	(VII)	(VIII)	(IX)	(X)	(XI)	(XII)
1	HEMANT KANORIA	421732	0.08	0	0.00	0.00	0	0.00	0	0.00	0.08
2	SUNIL KANORIA	1802714	0.36	0	0.00	0.00	0	0.00	0	0.00	0.36
3	ADISRI INVESTMENT PRIVATE LIMITED	38992840	7.75	38992840	100.00	7.75	0	0.00	0	0.00	7.75
4	BHARAT CONNECT PRIVATE LIMITED	12960000	2.58	12960000	100.00	2.58	0	0.00	0	0.00	2.58
5	ADHYATMA COMMERCIAL PRIVATE LIMITED	40888990	8.13	30905703	75.58	6.14	0	0.00	0	0.00	8.13
6	DEIGRATIA INTERNATIONAL PTE. LIMITED	150297688	29.88	0	0.00	0.00	0	0.00	0	0.00	29.88
<b>TOTAL</b>		<b>245363964</b>	<b>48.77</b>	<b>82858543</b>	<b>33.77</b>	<b>16.47</b>	<b>0</b>	<b>0.00</b>	<b>0</b>	<b>0.00</b>	<b>48.78</b>

(\*) The term "encumbrance" has the same meaning as assigned to it in Regulations 28 (3) of the SAST Regulations, 2011



(l)(c)(i) Statement showing holding of securities (including shares, warrants, convertible securities) of persons belonging to the category "Public" and holding more than 1% of the total number of shares

Sr. No.	Name of the Shareholder	Number of shares held	Shares as percentage of total number of shares (i.e., Grand Total (A)+(B)+(C) indicated in statement at para (l) (a) above}	Details of warrants		Details of convertible securities		Total shares (including underlying shares assuming full conversion of warrants and convertible securities) as % of diluted shares capital
				Number of warrants held	As a % total number of warrants of the same class	Number of convertible securities held	% w.r.t. total number of convertible securities of the same class	
1	OPULENT VENTURE CAPITAL TRUST	57974595	11.52	0	0.00	0	0.00	11.52
2	SALIL KUMAR GUPTA JH-1: SRINIVASACHARI RAJAGOPAL (TRUSTEE OF SREI GROWTH TRUST)	48600000	9.66	0	0.00	0	0.00	9.66
3	FIDELITY INVESTMENT TRUST FIDELITY SERIES EMERGING MARKETS FUND	39204363	7.79	0	0.00	0	0.00	7.79
4	MILAN COMMERCIAL PRIVATE LIMITED	9714286	1.93	0	0.00	0	0.00	1.93
5	SUBRATA GHOSH (TRUSTEE OF SHRESTHA TRUST)	9170611	1.82	0	0.00	0	0.00	1.82
<b>TOTAL</b>		<b>164663855</b>	<b>32.73</b>	<b>0</b>	<b>0.00</b>	<b>0</b>	<b>0.00</b>	<b>32.72</b>

(l)(c)(ii) Statement showing holding of securities (including shares, warrants, convertible securities) of persons (together with PAC) belonging to the category "Public" and holding more than 5% of the total number of shares of the Company

Sr. No.	Name(s) of the Shareholder(s) and the Persons Acting in Concert (PAC) with them	Number of shares	Shares as percentage of total number of shares (i.e., Grand Total (A)+(B)+(C) indicated in statement at para (l) (a) above}	Details of warrants		Details of convertible securities		Total shares (including underlying shares assuming full conversion of warrants and convertible securities) as % of diluted shares capital
				Number of warrants	As a % total number of warrants of the same class	Number of convertible securities held	% w.r.t. total number of convertible securities of the same class	
1	OPULENT VENTURE CAPITAL TRUST	57974595	11.52	0	0.00	0	0.00	11.52
2	SALIL KUMAR GUPTA JH-1: SRINIVASACHARI RAJAGOPAL (TRUSTEE OF SREI GROWTH TRUST)	48600000	9.66	0	0.00	0	0.00	9.66
3	FIDELITY INVESTMENT TRUST FIDELITY SERIES EMERGING MARKETS FUND	39204363	7.79	0	0.00	0	0.00	7.79
<b>TOTAL</b>		<b>145778958</b>	<b>28.98</b>	<b>0</b>	<b>0.00</b>	<b>0</b>	<b>0.00</b>	<b>28.97</b>



(l)(d) Statement showing details of locked-in shares

Sr. No.	Name of the shareholder	Number of locked-in shares	Locked-in Shares as a percentage of total number of shares {i.e., Grand Total (A)+(B)+(C) indicated in Statement at para (l)(a) above}	Promoter / Promoter Group/ Public
1	Nil	0	0.00	Nil
<b>TOTAL</b>		<b>0</b>	<b>0.00</b>	

Note: The lock-in on 1802714 Equity shares held by Mr. Sunil Kanoria (Promoter Group), 48600000 Equity shares held by Mr. Salil K. Gupta and Mr. S. Rajagopal as Trustees of 'Srei Growth Trust' and 23103710 Equity shares held by Deigratia International Pte. Limited (Promoter Group), for a period of three years till March 17, 2014, has been released during the quarter ended on 31st March, 2013.



(II)(a) Statement showing details of Depository Receipts (DRs)

Sr. No.	Type of outstanding DR (ADRs, GDRs, SDRs, etc.)	Number of outstanding DRs	Number of shares underlying outstanding DRs	Shares underlying outstanding DRs as a percentage of total number of shares {i.e., Grand Total (A)+(B)+(C) indicated in Statement at para (I)(a) above}
1	Global Depository Receipts (GDRs)	5400	21600	0.00
<b>TOTAL</b>		<b>5400</b>	<b>21600</b>	<b>0.00</b>

(II)(b) Statement showing holding of Depository Receipts (DRs), where underlying shares held by 'promoter/promoter group' are in excess of 1% of the total number of shares

Sr. No.	Name of the DR Holder	Type of outstanding DR (ADRs, GDRs, SDRs, etc.)	Number of shares underlying outstanding DRs	Shares underlying outstanding DRs as a percentage of total number of shares {i.e., Grand Total (A)+(B)+(C) indicated in Statement at para (I)(a) above}
1	NIL	NIL	0	0.00
<b>TOTAL</b>			<b>0</b>	<b>0.00</b>

