



SIFL/SECT/KK/14-15/169

January 12, 2015

The Secretary
The Calcutta Stock Exchange Limited
7 Lyons Range
Kolkata - 700 001
Fax: 033-2210 4500/4491; 2230 3020
CSE Scrip Code: 29051

Dear Sir,

Sub: Distribution of Shareholding for the Quarter ended on 31st December, 2014

Pursuant to Clause 35 of the Listing Agreement, please find enclosed herewith the shareholding pattern of the Company for the Quarter ended on 31st December, 2014 in the prescribed format. The same is also being posted on the Company's website www.srei.com.

Thanking you.

Yours faithfully,
For **Srei Infrastructure Finance Limited**

Sandeep Lakhofia
Company Secretary

Encl.: as above

cc : The Secretary

- 1. BSE Limited**
PhirozeJeejeebhoy Towers
Dalal Street, Mumbai - 400 001
Fax: 022-2272 2037/2039/2041/3121
BSE Scrip Code: 523756
- 2. National Stock Exchange of India Limited**
Exchange Plaza, 5th Floor, Plot no. C/1, G Block
Bandra-Kurla Complex, Bandra (E)
Mumbai - 400 051
Fax: 022-2659 8237/38; 2659 8347/48
NSE Symbol: SREINFRA

Srei Infrastructure Finance Limited

CIN: L29219WB1985PLC055352

Registered Office : 'Vishwakarma' 86C, Topsia Road (South), Kolkata - 700 046

Tel.: +91 33 22850112-15, 61607734 Fax: +91 33 2285 8501/7542

Website: www.srei.com


(I)(a) Statement showing Shareholding Pattern

Name of the Company:		SREI INFRASTRUCTURE FINANCE LIMITED			
Scrip Code:	BSE	523756	Name of the scrip:	BSE	SREINFRA
	NSE	-		NSE	SREINFRA
	CSE	29051		CSE	SREINFRA
Class of security:		Equity		Quarter ended:	
				31.12.2014	
Partly paid-up shares	No. of partly paid-up shares	As a % of total no. of partly paid-up shares	As a % of total no. of shares of the company		
Held by promoter/promoter group	NIL	NIL	NIL		
Held by public	NIL	NIL	NIL		
Total	NIL	NIL	NIL		
Outstanding convertible securities	No. of outstanding securities	As a % of total no. of outstanding convertible securities	As a % of total no. of shares of the company, assuming full conversion of the convertible securities		
Held by promoter/promoter group	NIL	NIL	NIL		
Held by public	NIL	NIL	NIL		
Total	NIL	NIL	NIL		
Warrants	No. of warrants	As a % of total no. of warrants	As a % of total no. of shares of the company, assuming full conversion of warrants		
Held by promoter/promoter group	NIL	NIL	NIL		
Held by public	NIL	NIL	NIL		
Total	NIL	NIL	NIL		
Total paid-up capital of the company, assuming full conversion of warrants and convertible securities	503086333 Equity shares of Rs. 10/- each				

Category Code	Category of Shareholder	Number of Shareholders	Total number of shares	Number of shares held in dematerialized form	Total shareholding as a percentage of total number of shares		Shares Pledged or otherwise encumbered	
					As a percentage of (A+B)	As a percentage of (A+B+C) (VII)	Number of shares	As a percentage (IX)= (VIII)/(IV)*100
(I)	(II)	(III)	(IV)	(V)	(VI)	(VII)	(VIII)	(IX)
(A)	Shareholding of Promoter and Promoter Group							
(1)	Indian							
(a)	Individuals/ Hindu Undivided Family	2	2182714	2182714	0.43	0.43	0	0.00
(b)	Central Government/ State Government(s)	0	0	0	0.00	0.00	0	0.00
(c)	Bodies Corporate	3	245711250	245711250	48.84	48.84	0	0.00
(d)	Financial Institutions/ Banks	0	0	0	0.00	0.00	0	0.00
(e)	Any Other (specify)	0	0	0	0.00	0.00	0	0.00
	Sub-Total (A)(1)	5	247893964	247893964	49.28	49.27	0	0.00




Category Code	Category of Shareholder	Number of Shareholders	Total number of shares	Number of shares held in dematerialized form	Total shareholding as a percentage of total number of shares		Shares Pledged or otherwise encumbered	
					As a percentage of (A+B)	As a percentage of (A+B+C) (VII)	Number of shares (VIII)	As a percentage (IX)= (VIII)/(IV)*100
(I)	(II)	(III)	(IV)	(V)	(VI)		(VIII)	(IX)
(2)	Foreign							
(a)	Individuals (Non-Resident Individuals/ Foreign individuals)	0	0	0	0.00	0.00	0	0.00
(b)	Bodies Corporate	0	0	0	0.00	0.00	0	0.00
(c)	Institutions	0	0	0	0.00	0.00	0	0.00
(d)	Qualified Foreign Investor	0	0	0	0.00	0.00	0	0.00
(e)	Any Other (specify)	0	0	0	0.00	0.00	0	0.00
	Sub-Total (A)(2)	0	0	0	0.00	0.00	0	0.00
A	Total Shareholding of Promoter and Promoter Group (A)=(A)(1)+(A)(2)	5	247893964	247893964	49.28	49.27	0	0.00
(B)	Public Shareholding						N.A.	N.A.
(1)	Institutions						N.A.	N.A.
(a)	Mutual Funds/UTI	2	16120	0	0.00	0.00		
(b)	Financial Institutions/ Banks	4	215962	215962	0.04	0.04		
(c)	Central Government/ State Government(s)	0	0	0	0.00	0.00		
(d)	Venture Capital Funds	0	0	0	0.00	0.00		
(e)	Insurance Companies	0	0	0	0.00	0.00		
(f)	Foreign Institutional Investors	55	61499121	61319121	12.22	12.22		
(g)	Foreign Venture Capital Investors	0	0	0	0.00	0.00		
(h)	Qualified Foreign Investor	0	0	0	0.00	0.00		
(i)	Any Other (specify)	0	0	0	0.00	0.00		
	Sub-Total (B)(1)	61	61731203	61535083	12.27	12.27		



Category Code	Category of Shareholder	Number of Shareholders	Total number of shares	Number of shares held in dematerialized form	Total shareholding as a percentage of total number of shares		Shares Pledged or otherwise encumbered	
					As a percentage of (A+B)	As a percentage of (A+B+C) (VII)	Number of shares (VIII)	As a percentage (IX)= (VIII)/(IV)*100 N.A.
(I)	(II)	(III)	(IV)	(V)	(VI)			
(B) (2)	Non-institutions							
(a)	Bodies Corporate	1087	29205382	29098103	5.81	5.81		
(b)	Individuals -							
I	i. Individual shareholders holding nominal share capital up to Rs. 1 lakh	54688	26529359	25389933	5.27	5.27		
II	ii. Individual shareholders holding nominal share capital in excess of Rs. 1 lakh	434	75965903	75955267	15.10	15.10		
(c)	Qualified Foreign Investor	0	0	0	0.00	0.00		
(d)	Any Other (specify)							
(d-i)	Clearing Member	127	240369	240369	0.05	0.05		
(d-ii)	Foreign Company	1	1735717	0	0.35	0.35		
(d-iii)	Non Resident Individual	715	1777661	1761304	0.35	0.35		
(d-iv)	Trusts	6	57985175	57985175	11.53	11.53		
	Sub-Total (B)(2)	57058	193439566	190430151	38.45	38.45		
B	Total Public Shareholding							
	(B)=(B)(1)+(B)(2)	57119	255170769	251965234	50.72	50.72		
	TOTAL (A)+(B)	57124	503064733	499859198	100.00	100.00	0	0.00
(C)	Shares held by Custodians and against which Depository Receipts have been issued							
					N.A.		N.A.	N.A.
(1)	Promoter and Promoter Group	0	0	0		0.00		
(2)	Public	1	21600	21600		0.00		
	Sub-Total (C)	1	21600	21600		0.00		
	GRAND TOTAL (A)+(B)+(C)	57125	503086333	499880798	N.A.	100.00	0	0.00

N.A. - Not Applicable



(I)(b) Statement showing holding of securities (including shares, warrants, convertible securities) of persons belonging to the category "Promoter and Promoter Group"

Sr. No.	Name of the Shareholder	Details of shares held		Encumbered Shares (*)			Details of warrants		Details of convertible securities		Total shares (including underlying shares assuming full conversion of warrants and convertible securities) as a % of diluted share capital
		No. of shares held	As a % of grand total (A)+(B)+(C)	No.	As a percentage	As a % of grand total (A)+(B)+(C) of sub-clause (I)(a)	Number of warrants held	As a % total number of warrants of the same class	Number of convertible securities held	As a % total number of convertible securities of the same class	
(I)	(II)	(III)	(IV)	(V)	(VI)=(V)/(III)* 100	(VII)	(VIII)	(IX)	(X)	(XI)	(XII)
1	HEMANT KANORIA	380000	0.08	0	0.00	0.00	0	0.00	0	0.00	0.08
2	SUNIL KANORIA	1802714	0.36	0	0.00	0.00	0	0.00	0	0.00	0.36
3	ADISRI COMMERCIAL PRIVATE LIMITED**	245691250	48.84	0	0.00	0.00	0	0.00	0	0.00	48.84
4	PARAM COMMERCIAL PRIVATE LIMITED	10000	0.00	0	0.00	0.00	0	0.00	0	0.00	0.00
5	BHAVAH ENTERPRISE PRIVATE LIMITED	10000	0.00	0	0.00	0.00	0	0.00	0	0.00	0.00
TOTAL		247893964	49.27	0	0.00	0.00	0	0.00	0	0.00	49.27

(*) The term "encumbrance" has the same meaning as assigned to it in Regulations 28 (3) of the SAST Regulations, 2011

**On 31.12.2014, in an inter se transfer of shares between the Promoter and Promoter Group, Adisri Commercial Private Limited has acquired 11,80,89,420 (23.473%) Equity Shares, 8,67,02,840 (17.234%) Equity Shares and 4,08,88,990 (8.128%) Equity Shares from Bharat Connect Private Limited, Adisri Investment Private Limited and Adhyatma Commercial Private Limited, respectively.




(l)(c)(i) Statement showing holding of securities (including shares, warrants, convertible securities) of persons belonging to the category "Public" and holding more than 1% of the total number of shares

Sr. No.	Name of the Shareholder	Number of shares held	Shares as percentage of total number of shares (i.e., Grand Total (A)+(B)+(C) indicated in statement at para (l) (a) above}	Details of warrants		Details of convertible securities		Total shares (including underlying shares assuming full conversion of warrants and convertible securities) as % of diluted shares capital
				Number of warrants held	As a % total number of warrants of the same class	Number of convertible securities held	% w.r.t. total number of convertible securities of the same class	
1	OPULENT VENTURE CAPITAL TRUST	57974595	11.52	0	0.00	0	0.00	11.52
2	SALIL KUMAR GUPTA JH-1: SRINIVASACHARI RAJAGOPAL (TRUSTEE OF SREI GROWTH TRUST)	48600000	9.66	0	0.00	0	0.00	9.66
3	FIDELITY INVESTMENT TRUST FIDELITY SERIES EMERGING MARKETS FUND	47462511	9.43	0	0.00	0	0.00	9.43
4	MILAN COMMERCIAL PRIVATE LIMITED	8714286	1.73	0	0.00	0	0.00	1.73
5	SUBRATA GHOSH (TRUSTEE OF SHRESTHA TRUST)	7037909	1.40	0	0.00	0	0.00	1.40
TOTAL		169789301	33.75	0	0.00	0	0.00	33.75

(l)(c)(ii) Statement showing holding of securities (including shares, warrants, convertible securities) of persons (together with PAC) belonging to the category "Public" and holding more than 5% of the total number of shares of the Company

Sr. No.	Name(s) of the Shareholder(s) and the Persons Acting in Concert (PAC) with them	Number of shares	Shares as percentage of total number of shares (i.e., Grand Total (A)+(B)+(C) indicated in statement at para (l) (a) above}	Details of warrants		Details of convertible securities		Total shares (including underlying shares assuming full conversion of warrants and convertible securities) as % of diluted shares capital
				Number of warrants	As a % total number of warrants of the same class	Number of convertible securities held	% w.r.t. total number of convertible securities of the same class	
1	OPULENT VENTURE CAPITAL TRUST	57974595	11.52	0	0.00	0	0.00	11.52
2	SALIL KUMAR GUPTA JH-1: SRINIVASACHARI RAJAGOPAL (TRUSTEE OF SREI GROWTH TRUST)	48600000	9.66	0	0.00	0	0.00	9.66
3	FIDELITY INVESTMENT TRUST FIDELITY SERIES EMERGING MARKETS FUND	47462511	9.43	0	0.00	0	0.00	9.43
TOTAL		154037106	30.62	0	0.00	0	0.00	30.62



(l)(d) Statement showing details of locked-in shares

Sr. No.	Name of the shareholder	Number of locked-in shares	Locked-in Shares as a percentage of total number of shares {i.e., Grand Total (A)+(B)+(C) indicated in Statement at para (l)(a) above}	Promoter / Promoter Group/ Public
1	Nil	0	0.00	Nil
TOTAL		0	0.00	



(II)(a) Statement showing details of Depository Receipts (DRs)

Sr. No.	Type of outstanding DR (ADRs, GDRs, SDRs, etc.)	Number of outstanding DRs	Number of shares underlying outstanding DRs	Shares underlying outstanding DRs as a percentage of total number of shares {i.e., Grand Total (A)+(B)+(C) indicated in Statement at para (I)(a) above}
1	Global Depository Receipts (GDRs)	5400	21600	0.00
	TOTAL	5400	21600	0.00

(II)(b) Statement showing holding of Depository Receipts (DRs), where underlying shares held by 'promoter/promoter group' are in excess of 1% of the total number of shares

Sr. No.	Name of the DR Holder	Type of outstanding DR (ADRs, GDRs, SDRs, etc.)	Number of shares underlying outstanding DRs	Shares underlying outstanding DRs as a percentage of total number of shares {i.e., Grand Total (A)+(B)+(C) indicated in Statement at para (I)(a) above}
1	NIL	NIL	0	0.00
		TOTAL	0	0.00

